



GERIDA

2016

BIKES • EBIKES • ACCESSORIES





GEPIDA TIMELINE

1993



THE BEGINNING

The beginning
A garage turned into a bicycle warehouse

1994



EARLY EXPANSIONS

Increasing demands required a larger assembly plant

1996



ON THE EDGE OF SUCCESS

Changing from small business to Ltd., the main focus of our business policy is on producing quantities

1998



INTERNATIONAL APPEARANCE

Acquired ISO 9002 certification, the main focus is now on quality

2004



FURTHER DEVELOPMENTS, BRAND STRENGTHENING

Our export market is continuously extended

2008



GEPIDA IS A KNOWN AND RECOGNIZED BRAND, SPECIAL PRODUCT DEVELOPMENTS

We enter new markets with the development of our own GPDS system

2010 - 2013



DEVELOPMENT AND GROWTH CONTINUE

Own mobile application, battery charger unit, newly introduced painting technology introduced, GPDS Kit

2014-2015



GLOBAL EXPANSION

New markets for ebikes: Australia, Belgium, Ireland, France, Romania, Spain and Italy.

Safety becomes the major focus of product development at Gepida. New technologies and product designs appear with rider safety as a priority.

THE SHORT HISTORY OF THE GEPIDAS

There is no objective written evidence of their origins or prehistory. The Gepidas and the Goths spoke the same language, but probably different dialects. They never interbred and relations between them were tense. The Gepidas were of average size, with compact neat figures quite like the northern type, although transient types appeared later on. The first unequivocal archaeological traces of this ethnic group come from the 2nd-3rd century and can be followed up to the estuary of the Vistula River. They were presumably of Eastern German origin, and considered themselves rich and generous. They first appeared in the Carpathian Basin in the 3rd-4th century, around the Szamos, Tisza and the Körös Rivers. They made regular excursions from there towards the East and South. At times they had substantial power and they fought the Goths and other ethnic groups for important territories. The Gepidas were initially ruled under a federal tribe system and lived in village communities. The real power was held by the folk convention, which was a union of the armed forces. They elected a king only in certain important historical situations.



They were conquered by the Huns when the Hun kingdom and empire evolved, but they managed to maintain their self-identity: they become allies of Attila. After Attila's death the Gepidas probably also acquired the Hun kingdom's treasury, occupying significant territories in all directions, and were recognised by the Byzantine Empire. The Byzantine Emperor greeted the Gepidas as his ally, and through commercial connections, the Gepidas became prosperous. Further conquests and defeats, large geo-political shifts and inner power conflicts caused the central power to weaken, and affected the formation of more royal courts. In light of this, a uniform regiment came into existence in the 6th century. In the middle of the 6th century the Gepidas occupied the Byzantine city of Sirmium, where they established their royal court and treasury. Byzantium revoked their annual grant and made a confederation with the Longobards, providing them with important territories in the old Goth Pannonia.

The two Germanic ethnic groups, the Gepidas and the Longobards, fought each other for around 30 years, and the less well armed Gepidas suffered defeats against the Longobard cavalry. They lost the Byzantine territories they had occupied, but kept hold of Sirmium, where the first early medieval silver coins of the Carpathian Basin were made. Later on Byzantium breached the agreement with the Longobards as well, and attacked the Gepida territory together with their new allies, the western refugee nomad Avar ethnic groups. The Gepida army suffered a devastating defeat, their king was killed, and their treasury was safely removed to Byzantium, while the population moved to Italy. Under the large-scale Avar occupation, the Gepidas were essentially wiped out, with only smaller Transylvanian centres surviving. However, during the 7th century these small groups were all subsumed by other ethnicities in the region. The most significant of the Gepida graves that have been unearthed are in Szilágyosmlyó in Transylvania, where the royal treasures – presumably from the reign of the Hun Empire – were buried.

THE GEPIDA ONLINE WISHLIST



Besides having a more user-friendly approach, we wanted to enhance your browsing experience and added several useful features to our website.

Registered users can now add the products they like to a Customer Wishlist which can then be easily sent to a dealer located manually or automatically by our dealer locator. The chosen dealer then contacts the customer to discuss further questions and share all information about the product.

Placing the products on the Wishlist doesn't mean a commitment to the purchase. Using this function the customer shows his interest about our products. Based on these inquiries, customers can get further information from the chosen dealer (e.g. availability, shipping time, prices, etc.) and a purchase can be arranged.

Visit us at www.gepida.com to find out more about our latest technology and news, as well as our most current bike models and the recommended accessories.

EXPANDED ACTIVE VISIBILITY FOR SAFETY

In the recent past we chose cyclist safety as one of the main focuses of our product development. Cyclist visibility in traffic helps to avoid dangerous situations on the road, therefore this area of development became our main area of interest.

While traditional rear and front lights are compulsory essentials on the road, our goal is to provide products that add further visibility to the bicycle and its rider with reflective surfaces and other special technological solutions.

Active light surfaces that operate based on the effect of electroluminescence which can be operated with a controller on the bicycle or the accessory. This optical phenomenon not only points to the future with its cutting-edge technological solution, but also attracts increased attention on the road.



EBIKES

GEPIDA WITH THE BOSCH EBIKE SYSTEM

The Bosch ebike system is the leader of ebike systems on the European market. The „tailwind“ effect provided by the BOSCH ebike system currently brings momentum to 50 top European brands including Gepida. Engineers of the Bosch ebike system are continuously developing their unique and powerful solutions for the electromobility sector to meet the highest expectations of performance and comfort.



DRIVE UNIT (electric motor)

Bosch ebike drive systems are designed for maximum ergonomics. The compact gear arrangement allows for optimal integration of the Drive Unit into the frame design, giving you more ground clearance. The reduced volume makes the drive more lightweight.

Due to the precise motor control and the rapid processing of sensor signals, the Drive Unit is optimized for minimal noise and vibration. The secure chain run helps to keep the chain from being disengaged or subjected to undue strain. This reduces wear and maximizes comfort. In addition, the Drive Unit is extremely sturdy thanks to the integrated rock guard and spray water protection.

ACTIVE LINE	CRUISE 25 KM/H, HUB GEAR	CRUISE 25 KM/H, DERAILLEUR GEAR
Gear shift detection	No	Yes
Maximum assistance Speed	25 km/h	25 km/h
Torque	48Nm	50Nm
Backpedal function	Optional	No
Weight	< 4kg	< 4kg

PERFORMANCE LINE	CRUISE 25 KM/H, HUB GEAR	CRUISE 25 KM/H, DERAILLEUR GEAR
Gear shift detection	Yes	No
Maximum assistance Speed	25 km/h	25 km/h
Torque	50Nm	60Nm
Weight	< 4kg	< 4kg

PERFORMANCE CX LINE	CRUISE 25 KM/H, DERAILLEUR GEAR
Gear shift detection	Yes
Maximum assistance Speed	25 km/h
Torque	75Nm
Weight	< 4kg

DISPLAY (Intuvia)



With the on-board computer Intuvia, you control your ebike experience easily and intuitively – directly on the device or using the separate control unit on the handlebar. The display, which is easy to read even in sunlight, informs you reliably about range, trip time, average speed, and much more.



BOSCH
Invented for life



POWERPACK /CHARGER

BOSCH batteries are designed to be the lightest ebike batteries available with unrivaled energy density. The weight of the battery is so light, it is practically negligible during riding. Thanks to the handle and mount, the batteries can be easily inserted and removed again. The only thing easier is charging the PowerPacks directly on the ebike. The Battery Management System (BMS) reliably protects your battery against overload, undervoltage, overheating, and short circuit. A long service life with high mileage is something you can count on. Lithium-ion batteries have neither memory nor self-discharge effects. This means that the PowerPacks can also be partially recharged at any time – without affecting the service life.

BATTERY	POWERPACK 400	POWERPACK 500
Voltage (V)	36 V	36 V
Energy Content (Wh)	400 Wh	500 Wh
Capacity (Ah)	11,0 Ah	13,8 Ah
Charging Time 50%	1,5 h	2 h
Charging Time 80%	2 h	3 h
Charging Time 100%	3,5 h	4,5 h

BOSCH EBIKE SYSTEM TYPES

Active Line – the harmonic ebike system

With Active Line products Bosch provides versatile and customized products for the modern electric bike users. The cyclist can cover greater distances and can achieve more mobility during the every day life with the available „tailwind“ effect. The Active Line is ideal for freetime cyclists, for city and tour riders.

Performance Line – the sporty ebike system

As the name also suggests, the essence of this system is pure performance. Created for sporty and powerful cycling, suitable for accelerating on uphill and also riding on flat terrain. Thanks to the precision engineering of the system, the assistance from the drive unit is combined with the performance of the rider in the most harmonic way providing a sporty support on all terrain and in any speed range.

Performance CX Line – the model for high performers

This all new ebike system introduced to the market in 2016 is designed to meet the needs of those who want to take their rides one step further. The Performance CX line is a high-performance system with up to 300% support from the drive unit. The drive unit features a rugged and compact design, concentrated power, and a extremely durable powder coating.



SHIMANO Di2

Shimano introduced their very first electronic gear system (Dura Ace 7970) back in 2008. This was revolutionary as they provided a complete system for racers and to customers who were open to the idea of the new system. In 2011, Shimano introduced the electronic Ultegra set as well, which increased the popularity of the Di2 system.

Based on customer and market feedback the range has expanded and developed. In 2016, non-performance oriented racers can now also take advantage of electronic gear-shifting. Thanks to the Nexus Di2, upper middle range city bike users can also enjoy this kind of shifting.

The new Di2 system which has already proven its success in professional cycling is also ideal for everyday use: it is compact, precise and easy to operate in order to enhance the experience of cycling for everyone.

Here at Gepida, we also wanted our customers to take advantage of this advancement in shifting technology. This system is built into the Reptila 1000 Di2 model, which we highly recommend to everyone open to the idea of smooth and fast gear-shifting.

SPECIFICATION

- Internal geared hub for Di2 electronic specification
- Wider gear ratio with less weight
- Gear ratio: 8 speed: 306%
- Silent clutch
- Gear change support mechanism
- Longer durability with oil lubricant 8 speed: 1,680g



SHIMANO Di2
DIGITAL INTEGRATED INTELLIGENCE



EBIKES
CITY



COASTER BRAKE



REPTILA 900

NEXUS 8

SIZE: 44, 49 CM, WHEEL SIZE: 26", WEIGHT: 25,8 KG, GEARS: 8

LADY WAVE



ART.NO.

30160935A

30160935B

FRAME GEPIDA HYDROFORMING - 6061 ALLOY
FORK SUNTOUR CR8 50 MM
HEADSET FSA TH-807ST
CRANKSET FSA CK-310 18T 170MM
BOTTOM BRACKET BOSCH ACTIVE WITH PEDAL BRAKE / 400WH RACK TYPE
RIM RODI SKORPION CNC 26" 32H
SPOKE MACH1 STAINLESS BLACK
HUB SHIMANO TX 800 / SHIMANO INTER 8 COASTER 32H
BRAKE MAGURA HS-11 HIDRAULIC RIM BRAKE + COASTER
BRAKE LEVER MAGURA HS-11
LIGHT TRELOCK LS690 / LS611

HANDLEBAR GEPIDA ALLOY CITY 595 MM
STEM GEPIDA MO-565 ADJUSTABLE 85 MM
SADDLE VELO 6142
SEAT POST HL HARMONY SUSPENSION 27,2X300MM
SHIFTING LEVER SHIMANO REVOSHIFT INTER 8
REAR DERAILLEUR SHIMANO INTER 8
FRONT DERAILLEUR -
FREEWHEEL 19T
TYRE SCHWALBE ENERGIZER 26X1,75 REFLECTIVE
MUDGUARD SKS MK
LOCK ABUS BATTERY LOCK + 4960



REPTILA 900

NEXUS 8

SIZE: 44, 49 CM, WHEEL SIZE: 26", WEIGHT: 25,8 KG GEARS: 8

LADY WAVE



ART.NO.

30160975A

30160975B

FRAME GEPIDA HYDROFORMING - 6061 ALLOY
FORK SUNTOUR CR8 50MM
HEADSET FSA TH-807ST
CRANKSET FSA CK-310 18T 170MM
BOTTOM BRACKET BOSCH ACTIVE / 400WH RACK TYPE
RIM RODI SKORPION CNC 26" 32H
SPOKE MACH1 STAINLESS BLACK
HUB SHIMANO TX 800 / SHIMANO INTER 8 32H
BRAKE MAGURA HS-11 HIDRAULIC RIM BRAKE
BRAKE LEVER MAGURA HS-11
LIGHT TRELOCK LS690 / LS611

HANDLEBAR GEPIDA ALLOY CITY 595 MM
STEM GEPIDA MO-565 ADJUSTABLE 85 MM
SADDLE VELO 6142
SEAT POST HL HARMONY SUSPENSION 27,2X300MM
SHIFTING LEVER SHIMANO REVOSHIFT INTER 8
REAR DERAILLEUR SHIMANO INTER 8
FRONT DERAILLEUR -
FREEWHEEL 19T
TYRE SCHWALBE ENERGIZER 26X1,75 REFLECTIVE
MUDGUARD SKS MK
LOCK ABUS BATTERY LOCK + 4960



COASTER BRAKE



REPTILA 1000

NEXUS 7

SIZE: 45, 50, 55 CM, WHEEL SIZE: 28", WEIGHT: 25,1 KG, GEARS: 7

FRAME GEPIDA HYDROFORMING - 6061 ALLOY
FORK SUNTOUR CR85 63 MM
HEADSET FSA TH-807ST
CRANKSET FSA CK-310 18T 170MM
BOTTOM BRACKET BOSCH ACTIVE WITH PEDAL BRAKE / 400WH RACK TYPE
RIM RODI SKORPION CNC 28" 32H
SPOKE MACH1 STAINLESS
HUB SHIMANO TX 800 / SHIMANO INTER 7 COASTER 32H
BRAKE MAGURA HS-11 HIDRAULIC RIM BRAKE + COASTER
BRAKE LEVER MAGURA HS-11
LIGHT AXA ECHO15/TRELOCK LS611

HANDLEBAR GEPIDA STEEL CITY 595 MM
STEM GEPIDA MO-565 ADJUSTABLE 85, 105 MM
SADDLE VELO 6142
SEAT POST HL HARMONY SUSPENSION 27,2X300MM
SHIFTING LEVER SHIMANO REVOSHIFT INTER 7
REAR DERAILLEUR SHIMANO INTER 7
FRONT DERAILLEUR -
FREEWHEEL 19T
TYRE SCHWALBE ROAD CRUISER 700X40C
RACK STANDWELL EA41SB
MUDGUARD SKS MK
LOCK ABUS BATTERY LOCK + 4960

LADY WAVE



ART.NO.

30160915A

30160915B



REPTILA 1000

SLX 10

SIZE: 45, 50, 55 CM WHEEL SIZE: 28", WEIGHT: 25,1 KG GEARS: 10

FRAME GEPIDA HYDROFORMING - 6061 ALLOY
FORK SUNTOUR CR85 63 MM
HEADSET FSA TH-807ST
CRANKSET FSA CK-310 18T 170MM
BOTTOM BRACKET BOSCH ACTIVE / 400WH RACK TYPE
RIM RODI SKORPION CNC 28" 32H
SPOKE MACH1 STAINLESS BLACK
HUB SHIMANO TX 800 / FORMULA DC22W 32H
BRAKE MAGURA HS-11 HIDRAULIC RIM BRAKE
BRAKE LEVER MAGURA HS-11
LIGHT TRELOCK LS690 / LS611

HANDLEBAR GEPIDA ALLOY CITY 595 MM
STEM GEPIDA MO-565 ADJUSTABLE 85, 105 MM
SADDLE VELO 6142
SEAT POST HL HARMONY SUSPENSION 27,2X300MM
SHIFTING LEVER SHIMANO DEORE
REAR DERAILLEUR SHIMANO SLX
FRONT DERAILLEUR -
FREEWHEEL SHIMANO HG500-10 11-34T
TYRE SCHWALBE ENERGIZER 700X38C REFLECTIVE
RACK STANDWELL EA41SB
MUDGUARD SKS MK
LOCK ABUS BATTERY LOCK + 4960

LADY WAVE



ART.NO.

30160955A

30160955B



COASTER BRAKE




REPTILA 1000

NEXUS 8

SIZE: 45, 50, 55 CM, WHEEL SIZE: 28", WEIGHT: 25,1 KG, GEARS: 8

LADY WAVE



ART.NO.

30160945A

30160945B

30160945C

FRAME GEPIDA HYDROFORMING - 6061 ALLOY
FORK SUNTOUR CR85 63 MM
HEADSET FSA TH-807ST
CRANKSET FSA CK-310 18T 170MM
BOTTOM BRACKET BOSCH ACTIVE WITH PEDAL BRAKE / 400WH RACK TYPE
RIM RODI SKORPION CNC 28" 32H
SPOKE MACH1 STAINLESS BLACK
HUB SHIMANO TX 800 / SHIMANO INTER 8 COASTER 32H
BRAKE MAGURA HS-11 HYDRAULIC RIM BRAKE + COASTER
BRAKE LEVER MAGURA HS-11
LIGHT TRELOCK LS690 / LS611

HANDLEBAR GEPIDA ALLOY CITY 595 MM
STEM GEPIDA MO-565 ADJUSTABLE 85, 105 MM
SADDLE VELO 6142
SEAT POST HL HARMONY SUSPENSION 27,2X300MM
SHIFTING LEVER SHIMANO REVOSHIFT INTER 8
REAR DERAILLEUR SHIMANO INTER 8
FRONT DERAILLEUR -
FREEWHEEL 19T
TYRE SCHWALBE ENERGIZER 700X38C REFLECTIVE
RACK STANDWELL EA41SB
MUDGUARD SKS MK
LOCK ABUS BATTERY LOCK + 4960

LADY WAVE



ART.NO.

30160985A

30160985B

30160985C

FRAME GEPIDA HYDROFORMING - 6061 ALLOY
FORK SUNTOUR CR85 63 MM
HEADSET FSA TH-807ST
CRANKSET FSA CK-310 18T 170MM
BOTTOM BRACKET BOSCH ACTIVE / 400WH RACK TYPE
RIM RODI SKORPION CNC 28" 32H
SPOKE MACH1 STAINLESS BLACK
HUB SHIMANO TX 800 / SHIMANO INTER 8 32H
BRAKE MAGURA HS-11 HYDRAULIC RIM BRAKE
BRAKE LEVER MAGURA HS-11
LIGHT TRELOCK LS690 / LS611

HANDLEBAR GEPIDA ALLOY CITY 595 MM
STEM GEPIDA MO-565 ADJUSTABLE 85, 105 MM
SADDLE VELO 6142
SEAT POST HL HARMONY SUSPENSION 27,2X300MM
SHIFTING LEVER SHIMANO REVOSHIFT INTER 8
REAR DERAILLEUR SHIMANO INTER 8
FRONT DERAILLEUR -
FREEWHEEL 19T
TYRE SCHWALBE ENERGIZER 700X38C REFLECTIVE
RACK STANDWELL EA41SB
MUDGUARD SKS MK
LOCK ABUS BATTERY LOCK + 4960

SIZE: 45, 50, 55 CM WHEEL SIZE: 28", WEIGHT: 25,1 KG GEARS: 8

REPTILA 1000

NEXUS 8






REPTILA 1000

DI2

SIZE: 45, 50, 55 CM, WHEEL SIZE: 28", WEIGHT: 25,9 KG, GEARS: 8

LADY WAVE



ART.NO.

30160995A

30160995B

30160995C

FRAME GEPIDA HYDROFORMING - 6061 ALLOY
FORK SUNTOUR CR85 63 MM
HEADSET FSA TH-807ST
CRANKSET FSA CK-310 18T 170MM
BOTTOM BRACKET BOSCH ACTIVE / 400WH RACK TYPE
RIM RODI SKORPION CNC 28" 32H
SPOKE MACH1 STAINLESS BLACK
HUB SHIMANO TX 800 / SHIMANO DI2 INTER 8 36H
BRAKE MAGURA HS-11 HIDRAULIC RIM BRAKE
BRAKE LEVER MAGURA HS-11
LIGHT TRELOCK LS690 / LS611

HANDLEBAR GEPIDA ALLOY CITY 595 MM
STEM GEPIDA MQ-565 ADJUSTABLE 85, 105 MM
SADDLE VELO 6142
SEAT POST HL HARMONY SUSPENSION 27,2X300MM
SHIFTING LEVER NUVINCI HARMONY
REAR DERAILLEUR NUVINCI HARMONY
FRONT DERAILLEUR -
FREEWHEEL 19T
TYRE SCHWALBE ENERGIZER 700X38C REFLECTIVE
RACK STANDWELL EA41SB
MUDGUARD SKS MK
LOCK ABUS BATTERY LOCK + 4960



REPTILA 1000 PLUS

NEXUS 8

SIZE: 45, 50, 55 CM, WHEEL SIZE: 28", WEIGHT: 25,1 KG, GEARS: 8

LADY WAVE



ART.NO.

30160925A

FRAME GEPIDA HYDROFORMING - 6061 ALLOY
FORK SUNTOUR CR85 63 MM
HEADSET FSA TH-807ST
CRANKSET FSA CK-632 18T 170MM
BOTTOM BRACKET BOSCH ACTIVE WITH PEDAL BRAKE / 400WH RACK TYPE
RIM RODI VISION 25 36H W/ EYELET
SPOKE MACH1 STAINLESS STEEL 13G
HUB SHIMANO TX 800 / SHIMANO INTER 8 COASTER 36H
BRAKE MAGURA HS-11 HIDRAULIC RIM BRAKE + COASTER
BRAKE LEVER MAGURA HS-11
LIGHT TRELOCK LS690 / LS611

HANDLEBAR GEPIDA ALLOY CITY 595 MM
STEM GEPIDA MQ-565 ADJUSTABLE 85, 105 MM
SADDLE VELO 6142
SEAT POST HUMPERT SKALAR 27,2X400 MM
SHIFTING LEVER SHIMANO REVOSHIFT INTER 8
REAR DERAILLEUR SHIMANO INTER 8
FRONT DERAILLEUR -
FREEWHEEL 19T
TYRE SCHWALBE MARATHON+ 47-622
RACK STANDWELL EA41SB
MUDGUARD SKS MK
LOCK ABUS BATTERY LOCK + 4960





NEDAO 1000

NEXUS 3

SIZE: 41 CM, WHEEL SIZE: 24", WEIGHT: 25,6 KG, GEARS: 3

LADY WAVE



ART. NO.

30161020A

FRAME	GEPIDA 6061 ALLOY	HANDLEBAR	GEPIDA CRUISER BAR
FORK	STEEL	STEM	GEPIDA TDS-AL-60 60 MM RISE 10
HEADSET	GEPIDA INTEGRATED A-HEAD	SADDLE	SELLE ROYAL DRIFTER
CRANKSET	FSA CK-310 18T 170MM	SEAT POST	GEPIDA ALLOY POLISHED 27,2X400 MM
BOTTOM BRACKET	BOSCH ACTIVE WITH PEDAL BRAKE / 400WH STANDARD	SHIFTING LEVER	SHIMANO NX3
RIM	RODI FREESTYLE 24" 36H	REAR DERAILLEUR	SHIMANO NEXUS 3
SPOKE	MACH1 STAINLESS BLACK	FRONT DERAILLEUR	-
HUB	GEPIDA ALLOY 36H / SHIMANO NEXUS 3 36H	FREEWHEEL	19T
BRAKE	COASTER BRAKE	TYRE	INNOVA IA-2018 24X3.0
BRAKE LEVER	-	RACK	-
LIGHT	-	MUDGUARD	CRUISER REAR
		LOCK	ABUS BATTERY LOCK



EBIKES

MTB / TREKKING



**INTRODUCING THE NEW
ASGARD FULL SUSPENSION
EBIKE RANGE**



ASGARD 1000 FS PRO

650B PERFORMANCE CX

SIZE: 17", 19", 21" WHEEL SIZE: 27,5", WEIGHT: 23,5 KG GEARS: 10

FRAME	GEPIDA HYDROFORMING - 6061 ALLOY
FORK/SHOCK	ROCK SHOX RECON GOLD SOLOAIR TPR QR15 ONELOC / MONARCH RT3 120 MM TRAVEL
HEADSET	FSA NO.42B
CRANKSET	FSA CK-745+CHAINGUARD 15T 170MM
BOTTOM BRACKET	BOSCH PERFORMANCE CX / 500 WH STANDARD
RIM	RODI BLACKROCK 32H
SPOKE	MACH1 DB PRO 2/1, 7/2 STEEL BLACK
HUB	SHIMANO XT M8010 15OR/12OR 32H
BRAKE	SHIMANO XT M8000 180/180 MM HYDRAULIC DISC BRAKE
BRAKE LEVER	SHIMANO XT M8000 HYDRAULIC
LIGHT	-

HANDLEBAR	GEPIDA ALLOY 700 MM
STEM	GEPIDA/TRANZX JDST-57A 75/90/100 MM
SADDLE	VELO 3315
SEAT POST	GEPIDA ALLOY 31,6X400 MM
SHIFTING LEVER	SHIMANO XT SL-M8000 I-SPEC II
REAR DERAILLEUR	SHIMANO XT RD-M8000
FRONT DERAILLEUR	-
FREEWHEEL	SHIMANO XT M8000-10 11-40T
TYRE	SCHWALBE NOBBY NIC SNAKESKIN 27,5X2,35
LOCK	ABUS BATTERY LOCK



ASGARD 1000 FS RACE

650B PERFORMANCE CX

SIZE: 17", 19", 21" WHEEL SIZE: 27,5", WEIGHT: 23,5 KG GEARS: 10

FRAME	GEPIDA HYDROFORMING - 6061 ALLOY
FORK/SHOCK	ROCK SHOX RECON GOLD SOLOAIR TPR QR15 ONELOC 120/ MONARCH XX 120 MM TRAVEL
HEADSET	FSA NO.42B
CRANKSET	FSA CK-745+CHAINGUARD 15T 170MM
BOTTOM BRACKET	BOSCH PERFORMANCE CX / 500 WH STANDARD
RIM	RODI BLACKROCK 32H
SPOKE	MACH1 STAINLESS STEEL BLACK
HUB	SHIMANO DEORE 15OR/12OR 32H
BRAKE	SHIMANO DEORE 180/180 MM HYDRAULIC DISC BRAKE
BRAKE LEVER	SHIMANO DEORE HYDRAULIC
LIGHT	-

HANDLEBAR	GEPIDA ALLOY 700 MM
STEM	GEPIDA/TRANZX JDST-57A 75/90/100 MM
SADDLE	VELO 3315
SEAT POST	GEPIDA ALLOY 31,6X400 MM
SHIFTING LEVER	SHIMANO DEORE SL-M610 I-SPEC
REAR DERAILLEUR	SHIMANO XT RD-M781
FRONT DERAILLEUR	-
FREEWHEEL	SHIMANO HG500-10 11-34T
TYRE	SCHWALBE NOBBY NIC SNAKESKIN 27,5X2,35
LOCK	ABUS BATTERY LOCK

MAN

ART.NO.



30160870A

MAN

ART.NO.



30160860A



ASGARD 1000 FS COMP

650B PERFORMANCE

SIZE: 17" 19" 21" WHEEL SIZE: 27,5", WEIGHT: 23,5 KG GEARS: 10

FRAME	GEPIDA HYDROFORMING - 6061 ALLOY
FORK/SHOCK	SUNTOUR XCR AIR 32 LO-R TAPERED / DUROLIX R 120 MM TRAVEL
HEADSET	FSA NO.42B
CRANKSET	FSA CK-745+CHAINGUARD 15T 170MM
BOTTOM BRACKET	BOSCH PERFORMANCE / 400 WH STANDARD
RIM	RODI BLACKROCK 32H
SPOKE	MACH1 STAINLESS STEEL BLACK
HUB	SHIMANO DEORE 15QR/12QR 32H
BRAKE	SHIMANO ACERA M396 180/180 MM HYDRAULIC DISC BRAKE
BRAKE LEVER	SHIMANO ACERA M396 HYDRAULIC
LIGHT	-

HANDLEBAR	GEPIDA ALLOY 700 MM
STEM	GEPIDA/TRANZX JDST-57A 75/90/100 MM
SADDLE	VELO 3315
SEAT POST	GEPIDA ALLOY 31,6X400 MM
SHIFTING LEVER	SHIMANO DEORE SL-M610
REAR DERAILLEUR	SHIMANO DEORE RD-M615
FRONT DERAILLEUR	-
FREEWHEEL	SHIMANO HG500-10 11-34T
TYRE	SCHWALBE NOBBY NIC PERFORMANCE 27,5X2,25
LOCK	ABUS BATTERY LOCK

MAN

ART.NO.



30160850A



ASGARD 1000

650B PERFORMANCE

SIZE: 15", 17", 19", 21" WHEEL SIZE: 27,5", WEIGHT: 20,9 KG GEARS: 10

FRAME	GEPIDA HYDROFORMING - 6061 ALLOY
FORK	ROCK SHOX RECON SILVER TAPERED 100 MM QR15
HEADSET	FSA NO.42B
CRANKSET	FSA CK-745+CHAINGUARD 15T 15-17/170, 19-21/175MM
BOTTOM BRACKET	BOSCH PERFORMANCE CX / 500 WH STANDARD
RIM	RODI BLACKROCK 32H
SPOKE	MACH1 STAINLESS STEEL BLACK
HUB	SHIMANO DEORE HB-M618/FFH-M 615 32H
BRAKE	SHIMANO DEORE 180/160 MM HYDRAULIC DISC BRAKE
BRAKE LEVER	SHIMANO DEORE HYDRAULIC
LIGHT	-

HANDLEBAR	GEPIDA ALLOY 700 MM
STEM	GEPIDA/TRANZX JDST-57A/75, 90, 100 MM
SADDLE	VELO 3315
SEAT POST	GEPIDA ALLOY 31,6X400 MM
SHIFTING LEVER	SHIMANO DEORE SL-M610 I-SPEC
REAR DERAILLEUR	SHIMANO SLX 10 RD-M670
FRONT DERAILLEUR	-
FREEWHEEL	SHIMANO HG500-10 11-34T
TYRE	SCHWALBE NOBBY NIC 27,5X2,35
LOCK	ABUS BATTERY LOCK

MAN

ART.NO.



30160830A



30160830B



ASGARD 1000

29" PERFORMANCE CX

SIZE: 15", 17", 19", 21" WHEEL SIZE: 29" WEIGHT: 21 KG GEARS: 10

MAN



ART.NO.

30160840A

30160840B

FRAME GEPIDA HYDROFORMING - 6061 ALLOY
FORK ROCK SHOX RECON SILVER TAPERED 100 MM QR15
HEADSET FSA NO.42B
CRANKSET FSA CK-745+CHAINGUARD 15T 15-17/170, 19-21/175MM
BOTTOM BRACKET BOSCH PERFORMANCE CX / 500 WH STANDARD
RIM RODI BLACKROCK 32H
SPOKE MACH1 STAINLESS STEEL BLACK
HUB SHIMANO DEORE HB-M618/FH-M 615 32H
BRAKE SHIMANO DEORE 180/160 MM HYDRAULIC DISC BRAKE
BRAKE LEVER SHIMANO DEORE HYDRAULIC
LIGHT -

HANDLEBAR GEPIDA ALLOY 700 MM
STEM GEPIDA/TRANZX JDST-57A/75, 90, 100 MM
SADDLE VELO 3315
SEAT POST GEPIDA ALLOY 31,6X400 MM
SHIFTING LEVER SHIMANO DEORE SL-M610 I-SPEC
REAR DERAILLEUR SHIMANO SLX 10 RD-M670
FRONT DERAILLEUR -
FREEWHEEL SHIMANO HG500-10 11-34T
TYRE SCHWALBE NOBBY NIC 27,5X2,35
LOCK ABUS BATTERY LOCK



RUGA 1000

650B ACTIVE

SIZE: 15", 17", 19", 21" WHEEL SIZE: 27,5" WEIGHT: 25,9 KG GEARS: 9

MAN



ART.NO.

30160810A

30160810B

FRAME GEPIDA HYDROFORMING - 6061 ALLOY
FORK SUNTOUR XCR TAPERED 100 MM REMOTE LOCK
HEADSET FSA NO.42B
CRANKSET FSA CK-745+CHAINGUARD 15T 17/170, 19-21/175MM
BOTTOM BRACKET BOSCH ACTIVE / 400 WH STANDARD
RIM RODI BLACKROCK 32H
SPOKE MACH1 STAINLESS STEEL BLACK
HUB GEPIDA ALLOY DISC 32H
BRAKE SHIMANO ACERA 180/160 MM HYDRAULIC DISC BRAKE
BRAKE LEVER SHIMANO ACERA HYDRAULIC
LIGHT -

HANDLEBAR GEPIDA ALLOY 700 MM
STEM GEPIDA/TRANZX JDST-57A/75, 90, 100 MM
SADDLE VELO 3315
SEAT POST GEPIDA ALLOY 31,6X400 MM
SHIFTING LEVER SHIMANO ALTUS SL-M370
REAR DERAILLEUR SHIMANO DEORE RD-M592
FRONT DERAILLEUR -
FREEWHEEL SHIMANO HG200 11-34T
TYRE SCHWALBE RAPID ROB 27,5X2,25
LOCK ABUS BATTERY LOCK

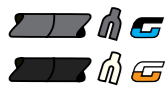


RUGA 1000

29" ACTIVE

SIZE: 15", 17", 19", 21" WHEEL SIZE: 29" WEIGHT: 21,9 KG GEARS: 9

MAN



ART.NO.

30160820A

30160820B

FRAME GEPIDA HYDROFORMING - 6061 ALLOY
FORK SUNTOUR XCR TAPERED 100 MM REMOTE LOCK
HEADSET FSA NO.42B
CRANKSET FSA CK-745+ CHAINGUARD 15T 17/170, 19-21/175MM
BOTTOM BRACKET BOSCH ACTIVE / 400 WH STANDARD
RIM RODI BLACKROCK 32H
SPOKE MACH1 STAINLESS STEEL BLACK
HUB GEPIDA ALLOY DISC 32H
BRAKE SHIMANO ACERA 180/160 MM HYDRAULIC DISC BRAKE
BRAKE LEVER SHIMANO ACERA HYDRAULIC
LIGHT -

HANDLEBAR GEPIDA ALLOY 700 MM
STEM GEPIDA/TRANZX JDST-57A/75, 90, 100 MM
SADDLE VELO 3315
SEAT POST GEPIDA ALLOY 31,6X400 MM
SHIFTING LEVER SHIMANO ALTUS SL-M370
REAR DERAILLEUR SHIMANO DEORE RD-M592
FRONT DERAILLEUR -
FREEWHEEL SHIMANO HG200 11-34T
TYRE SCHWALBE RAPID ROB 29X2,25
LOCK ABUS BATTERY LOCK

MAN



ART.NO.

30160800A

FRAME GEPIDA HYDROFORMING - 6061 ALLOY
FORK SUNTOUR XCT HLO 24" 80MM
HEADSET FSA NO.11N
CRANKSET FSA CK-745+ CHAINGUARD 15T 165MM
BOTTOM BRACKET BOSCH ACTIVE / 400 WH STANDARD
RIM BERETTA M1240E W/ EYELET
SPOKE MACH1 STAINLESS STEEL BLACK
HUB GEPIDA ALLOY DISC 32H
BRAKE SHIMANO ALTUS M355 160/160 MM HYDRAULIC DISC BRAKE
BRAKE LEVER SHIMANO ALTUS M355 HYDRAULIC
LIGHT -

HANDLEBAR GEPIDA ALLOY 580 MM
STEM GEPIDA/TRANZX JDST-57A/75 MM
SADDLE VELO 3315
SEAT POST GEPIDA ALLOY 27,2X250 MM
SHIFTING LEVER SHIMANO ALTUS SL-M370
REAR DERAILLEUR SHIMANO ALIVIO RD-M4000
FRONT DERAILLEUR -
FREEWHEEL SHIMANO HG-200-9 11-34T
TYRE SCHWALBE SMART SAM 24X2,1
LOCK ABUS BATTERY LOCK

GILPIL 1000

ALIVIO 9

SIZE: 14" WHEEL SIZE: 24", WEIGHT: 19,8 KG GEARS: 9



BERIG 1000

SLX 10

SIZE: 19", 21" WHEEL SIZE: 26" WEIGHT: 22,7 KG GEARS: 10

FRAME GEPIDA HYDROFORMING - 6061 ALLOY
FORK SUNTOUR NCX-D-LO 50 MM
HEADSET FSA NO.11N
CRANKSET FSA CK-745+CHAINGUARD 18T 15-17"/170, 19-21"/175MM
BOTTOM BRACKET BOSCH ACTIVE / 400 WH STANDARD
RIM RODI BLACKROCK 26" 32H
SPOKE MACH1 STAINLESS BLACK
HUB GEPIDA ALLOY DISC 32H
BRAKE SHIMANO ALTUS M355 160/160 MM HYDRAULIC DISC BRAKE
BRAKE LEVER SHIMANO ALTUS M355 HYDRAULIC
LIGHT TRELOCK LS690 / LS611

HANDLEBAR GEPIDA ALLOY 640 MM
STEM GEPIDA / JDST-57A 75, 90, 100 MM
SADDLE VELO 4249 / 3315
SEAT POST GEPIDA ALLOY, 27,2X300
SHIFTING LEVER SHIMANO DEORE
REAR DERAILLEUR SHIMANO SLX 10
FRONT DERAILLEUR -
FREEWHEEL SHIMANO HG500-10 11-34T
TYRE SCHWALBE ENERGIZER 26X1.75 REFLECTIVE
RACK MASSLOAD CL 905A
MUDGUARD SKS MK
LOCK ABUS BATTERY LOCK

MAN



ART.NO.

30161030A



BERIG 1000

SLX 10

SIZE: 15", 17", 19" WHEEL SIZE: 26" WEIGHT: 22,7 KG GEARS: 10

FRAME GEPIDA HYDROFORMING - 6061 ALLOY
FORK SUNTOUR NCX-D-LO 50 MM
HEADSET FSA NO.11N
CRANKSET FSA CK-745+CHAINGUARD 18T 15-17"/170, 19-21"/175MM
BOTTOM BRACKET BOSCH ACTIVE / 400 WH STANDARD
RIM RODI BLACKROCK 26" 32H
SPOKE MACH1 STAINLESS BLACK
HUB GEPIDA ALLOY DISC 32H
BRAKE SHIMANO ALTUS M355 160/160 MM HYDRAULIC DISC BRAKE
BRAKE LEVER SHIMANO ALTUS M355 HYDRAULIC
LIGHT TRELOCK LS690 / LS611

HANDLEBAR GEPIDA ALLOY 640 MM
STEM GEPIDA / JDST-57A 75, 90, 100 MM
SADDLE VELO 4249 / 3315
SEAT POST GEPIDA ALLOY, 27,2X300
SHIFTING LEVER SHIMANO DEORE
REAR DERAILLEUR SHIMANO SLX 10
FRONT DERAILLEUR -
FREEWHEEL SHIMANO HG500-10 11-34T
TYRE SCHWALBE ENERGIZER 26X1.75 REFLECTIVE
RACK MASSLOAD CL 905A
MUDGUARD SKS MK
LOCK ABUS BATTERY LOCK

LADY



ART.NO.

30161036A



ALBOIN 1000

SLX 10

SIZE: 52, 56 CM WHEEL SIZE: 28", WEIGHT: 23,8 KG GEARS: 10

MAN



ART.NQ.

30161040A

FRAME GEPIDA HYDROFORMING - 6061 ALLOY
FORK SUNTOUR NEX E 25 63 MM
HEADSET FSA NO.11N
CRANKSET FSA CK-745+CHAINGUARD 18T 170MM
BOTTOM BRACKET BOSCH ACTIVE / 400 WH STANDARD
RIM RODI EXCALIBUR XC 28" , 32H
SPOKE MACH1 STAINLESS BLACK
HUB GEPIDA ALLOY DISC 32H
BRAKE SHIMANO DEORE 160MM HYDRAULIC DISC BRAKE
BRAKE LEVER SHIMANO DEORE HYDRAULIC
LIGHT TRELOCK LS690 / LS611

HANDLEBAR GEPIDA ALLOY 640 MM
STEM GEPIDA TDS-299N 105 MM
SADDLE VELO 3315 / 4249
SEAT POST GEPIDA ALLOY 27,2X300
SHIFTING LEVER SHIMANO DEORE SL-T610
REAR DERAILLEUR SHIMANO SLX 10 RD-M670
FRONT DERAILLEUR -
FREEWHEEL SHIMANO HG500-10 11-34T
TYRE SCHWALBE ENERGIZER 700X38C REFLECTIVE
RACK MASSLOAD CL 905A
MUDGUARD SKS MK
LOCK ABUS BATTERY LOCK



ALBOIN 1000

SLX 10

SIZE: 44, 48, 52 CM WHEEL SIZE: 28", WEIGHT: 23,1 KG GEARS: 10

LADY



ART.NQ.

30161046A

FRAME GEPIDA HYDROFORMING - 6061 ALLOY
FORK SUNTOUR NEX E 25 63 MM
HEADSET FSA NO.11N
CRANKSET FSA CK-745+CHAINGUARD 18T 170MM
BOTTOM BRACKET BOSCH ACTIVE / 400 WH STANDARD
RIM RODI EXCALIBUR XC 28" , 32H
SPOKE MACH1 STAINLESS BLACK
HUB GEPIDA ALLOY DISC 32H
BRAKE SHIMANO DEORE 160MM HYDRAULIC DISC BRAKE
BRAKE LEVER SHIMANO DEORE HYDRAULIC
LIGHT TRELOCK LS690 / LS611

HANDLEBAR GEPIDA ALLOY 640 MM
STEM GEPIDA TDS-299N 105 MM
SADDLE VELO 3315 / 4249
SEAT POST GEPIDA ALLOY 27,2X300
SHIFTING LEVER SHIMANO DEORE SL-T610
REAR DERAILLEUR SHIMANO SLX 10 RD-M670
FRONT DERAILLEUR -
FREEWHEEL SHIMANO HG500-10 11-34T
TYRE SCHWALBE ENERGIZER 700X38C REFLECTIVE
RACK MASSLOAD CL 905A
MUDGUARD SKS MK
LOCK ABUS BATTERY LOCK



RODANUS 1000

SRAM DUAL DRIVE

SIZE: 48 CM WHEEL SIZE: 28", WEIGHT: 30,5 KG GEARS: 27

TANDEM



ART. NO.

30161060A

FRAME	6061 ALLOY
FORK	SUNTOUR NCX-D LO 50 MM
HEADSET	FSA NO.11N
CRANKSET	FSA 170 MM INTEGRATED CHAINGUARD / SHIMANO ALIVIO 26-36-48/175 MM
BOTTOM BRACKET	BOSCH ACTIVE / 400 WH STANDARD
RIM	RODI AIRLINE1 28", 36H
SPOKE	MACH1 13G STAINLESS STEEL
HUB	SHIMANO M475 / SRAM DUAL DRIVE
BRAKE	SHIMANO DEORE M-506 HYDRAULIC DISC BRAKE + GEPIDA ALLOY V
BRAKE LEVER	SHIMANO DEORE M-506 + GEPIDA ALLOY XL92
LIGHT	TRELOCK LS690 / LS611

HANDLEBAR	GEPIDA ALLOY 620 MM / 640 MM OS
STEM	GEPIDA TDS-D299 ADJUSTABLE
SADDLE	VELO 4249
SEAT POST	GEPIDA ALLOY 27,2X300 MM
SHIFTING LEVER	SRAM DUAL DRIVE 3X9
REAR DERAILLEUR	SRAM DUAL DRIVE 3X9
FRONT DERAILLEUR	SRAM DUAL DRIVE 3X9
FREEWHEEL	SRAM PG-950-9 11-32T
TYRE	SCHWALBE ENERGIZER 700X38C REFLECTIVE
RACK	MASSLOAD CL 905A
MUDGUARD	SKS USC
LOCK	ABUS BATTERY LOCK



MTB



ASGARD

650B

SIZE: 17", 19", 21" WHEEL SIZE: 27,5", WEIGHT: 14,2 KG GEARS: 30

MAN



ART.NQ.

30160090A

FRAME	GEPIDA HYDROFORMING - 6061 ALLOY	HANDLEBAR	GEPIDA ALLOY 700 MM
FORK	ROCK SHOX RECON SILVER 32 TK 27,5" TAPERED 100 MM	STEM	GEPIDA ALLOY JDST57A 75, 90, 100 MM
HEADSET	FSA NO.42B	SADDLE	VELO 3315
CRANKSET	SHIMANO DEORE FC-M612 22-30-40/175 MM	SEAT POST	GEPIDA ALLOY 31.6X400 MM
BOTTOM BRACKET	SHIMANO SM-BB70 INTEGRATED	SHIFTING LEVER	SHIMANO DEORE 10S
RIM	RODI BLACKROCK 650B 32H	REAR DERAILLEUR	SHIMANO SLX 10
SPOKE	MACH1 STAINLESS STEEL BLACK	FRONT DERAILLEUR	SHIMANO DEORE
HUB	GEPIDA ALLOY DISC 32H	FREEWHEEL	SHIMANO HG 500-10 11-34T
BRAKE	SHIMANO M445 180/160 MM HYDRAULIC DISC BRAKE	TYRE	SCHWALBE RAPID ROB 27,5X2.25
BRAKE LEVER	SHIMANO M445 HYDRAULIC		
LIGHT	-		



RUGA

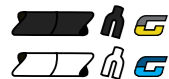
650B

SIZE: 17", 19", 21" WHEEL SIZE: 27,5" WEIGHT: 15 KG GEARS: 27

FRAME	GEPIDA HYDROFORMING - 6061 ALLOY
FORK	SUNTOUR XCM 650B HL 100 MM
HEADSET	FSA NO.11N
CRANKSET	SHIMANO ALIVIO 22-30-40/175 MM
BOTTOM BRACKET	SHIMANO BB-ES300 OCTALINK
RIM	RODI BLACKROCK 650B 32H
SPOKE	MACH1 STAINLESS STEEL BLACK
HUB	GEPIDA ALLOY DISC 32H
BRAKE	SHIMANO ALTUS M355 180/160 MM HYDRAULIC DISC BRAKE
BRAKE LEVER	SHIMANO ALTUS M355 HYDRAULIC
LIGHT	-

HANDLEBAR	GEPIDA ALLOY 700 MM
STEM	GEPIDA ALLOY JDST57A 75, 90, 100 MM
SADDLE	VELO 3315
SEAT POST	GEPIDA ALLOY 31,6X400 MM
SHIFTING LEVER	SHIMANO ALIVIO SL-M4000
REAR DERAILLEUR	SHIMANO DEORE 9S RD-M592
FRONT DERAILLEUR	SHIMANO ALIVIO FD-M4000
FREEWHEEL	SHIMANO HG 50-9 11-32T
TYRE	SCHWALBE RAPID ROB 27,5X2.25

MAN



ART.NO.

30160070A

30160070B



RUGA

29"

SIZE: 17", 19", 21" WHEEL SIZE: 29", WEIGHT: 15 KG GEARS: 27

FRAME	GEPIDA HYDROFORMING - 6061 ALLOY
FORK	SUNTOUR XCM 29 ML 100 MM
HEADSET	FSA NO.11N
CRANKSET	SHIMANO ALIVIO 22-30-40/175 MM
BOTTOM BRACKET	SHIMANO BB-ES300 OCTALINK
RIM	RODI BLACKROCK 29" 32H
SPOKE	MACH1 STAINLESS STEEL BLACK
HUB	GEPIDA ALLOY DISC 32H
BRAKE	SHIMANO ALTUS M355 180/160 MM HYDRAULIC DISC BRAKE
BRAKE LEVER	SHIMANO ALTUS M355 HYDRAULIC
LIGHT	-

HANDLEBAR	GEPIDA ALLOY 700 MM
STEM	GEPIDA ALLOY JDST57A 75, 90, 100 MM
SADDLE	VELO 3315
SEAT POST	GEPIDA ALLOY 31,6X400 MM
SHIFTING LEVER	SHIMANO ALIVIO 9S
REAR DERAILLEUR	SHIMANO DEORE 9S
FRONT DERAILLEUR	SHIMANO ALIVIO
FREEWHEEL	SHIMANO HG 50-9 11-32T
TYRE	SCHWALBE RAPID ROB 29X2.25

MAN



ART.NO.

30160080A

30160080B



SIRMIUM

650B

SIZE: 17", 19", 21" WHEEL SIZE: 27,5" WEIGHT: 15 KG GEARS: 24

MAN



ART.NO.

30160050A

30160050B

FRAME 6061 ALLOY
FORK ZOOM FORGO 650B HL 100 MM
HEADSET GEPIDA INTEGRATED A-HEAD
CRANKSET SHIMANO FCM-171 24-34-42/170 MM
BOTTOM BRACKET SHIMANO BB-UN100 MONOBLOCK
RIM BERETTA DISC25 650B 32H
SPOKE MACH1 STEEL BLACK
HUB GEPIDA ALLOY DISC 32H
BRAKE AVID BB5 180/160 MM MECHANIC DISC BRAKE
BRAKE LEVER SHIMANO ST-EF51
LIGHT

HANDLEBAR GEPIDA ALLOY 700 MM
STEM GEPIDA ALLOY LA-4 90, 105 MM
SADDLE VELO 3315
SEAT POST GEPIDA ALLOY 31,6X400 MM
SHIFTING LEVER SHIMANO ST-EF51
REAR DERAILLEUR SHIMANO ALIVIO RD-M3000
FRONT DERAILLEUR SHIMANO TX-50
FREEWHEEL SHIMANO HG-31 11-32T
TYRE SCHWALBE RAPID ROB 27,5X2.25

MAN



ART.NO.

30160060A

30160060B

FRAME 6061 ALLOY
FORK ZOOM FORGO 29 HL 100 MM
HEADSET GEPIDA INTEGRATED A-HEAD
CRANKSET SHIMANO FCM-171 24-34-42/170 MM
BOTTOM BRACKET SHIMANO BB-UN100 MONOBLOCK
RIM BERETTA DISC25 29" 32H
SPOKE MACH1 STEEL BLACK
HUB GEPIDA ALLOY DISC 32H
BRAKE AVID BB5 180/160 MM MECHANIC DISC BRAKE
BRAKE LEVER SHIMANO ST-EF51
LIGHT

HANDLEBAR GEPIDA ALLOY 700 MM
STEM GEPIDA ALLOY LA-4 90, 105MM
SADDLE VELO 3315
SEAT POST GEPIDA ALLOY 31,6X400 MM
SHIFTING LEVER SHIMANO ST-EF51
REAR DERAILLEUR SHIMANO ALIVIO RD-M3000
FRONT DERAILLEUR SHIMANO TX-50
FREEWHEEL SHIMANO HG-31 11-32T
TYRE SCHWALBE RAPID ROB 29X2.25

SIRMIUM

29"

SIZE: 17", 19", 21" WHEEL SIZE: 29", WEIGHT: 15,2 KG GEARS: 24



MUNDO PRO

26"

SIZE: 17", 19", 21" WHEEL SIZE: 26" WEIGHT: 15,2 KG GEARS: 21

MAN



ART.NO.

30160040A

FRAME 6061 ALLOY
FORK ZOOM FORGO 26" 80MM ML
HEADSET GEPIDA INTEGRATED A-HEAD
CRANKSET SHIMANO FCM-171 28-38-48/170 MM
BOTTOM BRACKET SHIMANO BB-UN100 MONOBLOCK
RIM BERETTA DISC25 26" 36H
SPOKE STEEL BLACK
HUB GEPIDA ALLOY DISC 36H
BRAKE AVID BB5 160 MM MECHANIC DISC BRAKE
BRAKE LEVER SHIMANO ST-EF41
LIGHT -

HANDLEBAR GEPIDA ALLOY 600 MM
STEM GEPIDA ALLOY LA-4 70, 90, 105 MM
SADDLE SELLE ROYAL MACH 8014
SEAT POST GEPIDA ALLOY 31,6x400 MM
SHIFTING LEVER SHIMANO ST-EF41
REAR DERAILLEUR SHIMANO ACERA
FRONT DERAILLEUR SHIMANO TX-51
FREEWHEEL SHIMANO HG-20 12-32T
TYRE INNOVA 26x2.0 (2549)




MUNDO

26"

SIZE: MAN: 15", 17", 19", 21" LADY: 16" WHEEL SIZE: 26", WEIGHT: 14,3 KG GEARS: 21

MAN



ART.NO.

30160030A

30160030B

30160030C

LADY



ART.NO.

30160035A

30160035B

FRAME 6061 ALLOY
FORK BRAVO 410E 50 MM
HEADSET GEPIDA A-HEAD BLACK
CRANKSET PROWHEEL MYP 40P 28-38-48/170 MM
BOTTOM BRACKET SHIMANO BB-UN100 MONOBLOCK
RIM RODI SKORPION CNC 26" 36H
SPOKE STEEL BLACK
HUB GEPIDA ALLOY 36H
BRAKE GEPIDA V-BRAKE TX-118
BRAKE LEVER GEPIDA ALLOY
LIGHT -

HANDLEBAR GEPIDA ALLOY 600 MM
STEM GEPIDA ALLOY LA-4 70, 90, 105 MM
SADDLE SELLE ROYAL MACH 8014
SEAT POST GEPIDA ALLOY 31,6x400 MM
SHIFTING LEVER SHIMANO REVOSHIFT SLRS-35
REAR DERAILLEUR SHIMANO TX-35
FRONT DERAILLEUR SHIMANO TX-51
FREEWHEEL SHIMANO TZ21 14-28T
TYRE INNOVA 26x2.0 (2549)



CLASSIC


















S3

SIZE: 54, 58 CM WHEEL SIZE: 28", WEIGHT: 11,2 KG GEARS: 1

MAN

ART.NQ.

-    30160100A
-    30160100B
-    30160100C
-    30160100D
-    30160100E

- FRAME** SS STEEL
- FORK** STEEL
- HEADSET** ALLOY-A-HEAD
- CRANKSET** PROWHEEL 246 46T/165 MM
- BOTTOM BRACKET** NECO 113,5 MM
- RIM** RODI AIRLINE 4 700C 36H
- SPOKE** STEEL
- HUB** FORMULA ALLOY 36H, 1S/SS
- BRAKE** GEPIDA RC-452
- BRAKE LEVER** GEPIDA ALLOY 239A
- LIGHT** -

- HANDLEBAR** GEPIDA ALLOY FLAT 440MM
- STEM** TRANZ-X 80MM
- SADDLE** VELO VLG1356
- SEAT POST** GEPIDA ALLOY 25,4X300 SP-232
- SHIFTING LEVER** -
- REAR DERAILLEUR** -
- FRONT DERAILLEUR** -
- FREEWHEEL** SINGLE SPEED 16T
- TYRE** INNOVA 700X23C



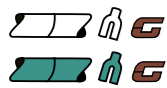
COASTER BRAKE



28 RETRO

SIZE: 48, 52 CM WHEEL SIZE: 28", WEIGHT: 17,3 KG GEARS: 3

LADY WAVE



ART.NO.

30160125A

30160125B

FRAME	GEPIDA 6061 ALLOY
FORK	ALLOY
HEADSET	GEPIDA ALLOY
CRANKSET	PROWHEEL 38T/170 MM
BOTTOM BRACKET	SHIMANO BB-UN100 MONOBLOCK
RIM	RODI SKORPION CNC 28" 36H
SPOKE	MACH1 STAINLESS
HUB	SHIMANO HUBDYNAMO/SHIMANO NX3 36H
BRAKE	GEPIDA TX-117 V-BRAKE
BRAKE LEVER	GEPIDA ALLOY
LIGHT	BÜCHEL RETRO/BEETLE DELAYED

HANDLEBAR	GEPIDA CLASSIC ALLOY
STEM	GEPIDA ALLOY HAC40
SADDLE	SELLE ROYAL DRIFTER
SEAT POST	GEPIDA ALLOY 27,2X300 MM
SHIFTING LEVER	SHIMANO REVOSHIFT 3
REAR DERAILLEUR	SHIMANO INTER 3
FRONT DERAILLEUR	-
FREEWHEEL	19T
TYRE	SCHWALBE BIG APPLE 622X50
RACK	COLORÉD STEEL
MUDGUARD	COLORÉD STEEL
LOCK	-

LADY WAVE



ART.NO.

30160505A

AMSTERDAM

SIZE: 52, 58 CM WHEEL SIZE: 28", WEIGHT: 16,9 KG GEARS: 3

FRAME	STEEL
FORK	STEEL
HEADSET	STEEL BLACK
CRANKSET	PROWHEEL PW-FTR 46T/170 MM
BOTTOM BRACKET	NECO 113 MM MONOBLOCK
RIM	BERETTA ALLOY 36H
SPOKE	STEEL
HUB	SHIMANO HUBDYNAMO/ NEXUS 3 COASTER 36H
BRAKE	LOGAN ALLOY V-BRAKE/SHIMANO COASTER
BRAKE LEVER	PROMAX 117A
LIGHT	BÜCHEL RETRO/BASTA DELAYED

HANDLEBAR	HUMPERT STEEL HOLLAND 525 MM
STEM	HUMPERT STEEL HOLLAND
SADDLE	2611
SEAT POST	STEEL 25.4X250
SHIFTING LEVER	SHIMANO REVOSHIFT
REAR DERAILLEUR	SHIMANO NEXUS 3
FRONT DERAILLEUR	-
FREEWHEEL	19T
TYRE	INNOVA 5204 REFLECTIVE 28X1 1/2
RACK	STEEL
MUDGUARD	STEEL
LOCK	-

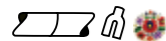


AMSTERDAM

KALOCSA

SIZE: 52, 58 CM WHEEL SIZE: 28", WEIGHT: 16,9 KG GEARS: 3

LADY WAVE



ART. NO.

30160520A

FRAME	STEEL	HANDLEBAR	HUMPERT STEEL HOLLAND 525 MM
FORK	STEEL	STEM	HUMPERT STEEL HOLLAND
HEADSET	STEEL BLACK	SADDLE	2611
CRANKSET	PROWHEEL PW-FTR 46T/170 MM	SEAT POST	STEEL 25.4X250
BOTTOM BRACKET	NECO 113 MM MONOBLOCK	SHIFTING LEVER	SHIMANO REVOSHIFT
RIM	BERETTA ALLOY 36H	REAR DERAILLEUR	SHIMANO NEXUS 3
SPOKE	STEEL	FRONT DERAILLEUR	-
HUB	SHIMANO HUBDYNAMO/ NEXUS 3 COASTER 36H	FREEWHEEL	19T
BRAKE	LOGAN ALLOY V-BRAKE/SHIMANO COASTER	TYRE	INNOVA 5204 REFLECTIVE 28X1 1/2
BRAKE LEVER	PROMAX 117A	RACK	STEEL
LIGHT	BÜCHEL RETRO/BASTIA DELAYED	MUDGUARD	STEEL
		LOCK	-



ROAD



BANDON 810

SIZE: 52, 54, 56, 58, 60 CM WHEEL SIZE: 28" WEIGHT: 10,8 KG GEARS: 24

FRAME	6061 ALLOY	HANDLEBAR	GEPIDA ALLOY 400, 420, 440MM
FORK	ALLOY	STEM	GEPIDA, TDS-D507B OS 80, 100, 110MM
HEADSET	GEPIDA INTEGRATED A-HEAD	SADDLE	SELLE ROYAL VIPER
CRANKSET	SHIMANO CLARIS FC-2403 30-39-50T/170 MM	SEAT POST	GEPIDA, ALLOY 27,2X300 MM
BOTTOM BRACKET	SHIMANO BB-ES300 OCTALINK	SHIFTING LEVER	SHIMANO CLARIS ST-2403
RIM	RODI STYLUS 700C 36H	REAR DERAILLEUR	SHIMANO CLARIS RD-2400
SPOKE	STEEL BLACK	FRONT DERAILLEUR	SHIMANO CLARIS FD-2403
HUB	GEPIDA ALLOY 36H	FREEWHEEL	SHIMANO HG50-8 12-23T
BRAKE	GEPIDA RC452 CFA	TYRE	SCHWALBE LUGANO 700X23C
BRAKE LEVER	SHIMANO ST-2403		
LIGHT			

MAN

ART.N.



30160170A



CROSS



ALBOIN 900 CRS

SIZE: 48, 52, 56 CM WHEEL SIZE: 28", WEIGHT: 14,2 KG GEARS: 30

MAN



ART.N.

30160290A

FRAME GEPIDA HYDROFORMING - 6061 ALLOY
FORK SUNTOUR NCX-D LO 63 MM
HEADSET FSA NO.11N
CRANKSET SHIMANO FCT-551 26-36-48/175 MM
BOTTOM BRACKET SHIMANO SM-BB50 INTEGRATED
RIM RODI EXCALIBUR XC 28" 32H
SPOKE MACH1 STAINLESS BLACK
HUB GEPIDA ALLOY DISC 32H
BRAKE SHIMANO DEORE M445 160 MM HYDRAULIC DISC BRAKE
BRAKE LEVER SHIMANO M445 HYDRAULIC
LIGHT -

HANDLEBAR GEPIDA ALLOY MTB AL-118 600MM
STEM GEPIDA/TRANZX 48/75 52/90 56/100MM
SADDLE VELO 3315
SEAT POST GEPIDA ALLOY 27.2X300 MM
SHIFTING LEVER SHIMANO DEORE LX
REAR DERAILLEUR SHIMANO DEORE XT
FRONT DERAILLEUR SHIMANO DEORE
FREEWHEEL SHIMANO HG-500 11-34T
TYRE SCHWALBE SMART SAM 700X40C



ALBOIN 700 CRS

SIZE: 48, 52, 56 CM WHEEL SIZE: 28", WEIGHT: 14,1 KG GEARS: 30

MAN



ART.N.

30160270A

FRAME GEPIDA HYDROFORMING - 6061 ALLOY
FORK SUNTOUR NCX-D LO 63 MM
HEADSET FSA NO.11N
CRANKSET SHIMANO FCT-521 26-36-48/175 MM
BOTTOM BRACKET SHIMANO BB-ES300 OCTALINK
RIM RODI EXCALIBUR XC 28" 32H
SPOKE MACH1 STAINLESS BLACK
HUB GEPIDA ALLOY DISC 32H
BRAKE SHIMANO ACERA 160 MM HYDRAULIC DISC BRAKE
BRAKE LEVER SHIMANO ACERA HYDRAULIC
LIGHT -

HANDLEBAR GEPIDA ALLOY MTB AL-118 600MM
STEM GEPIDA/TRANZX 48/75 52/90 56/100MM
SADDLE VELO 3315
SEAT POST GEPIDA ALLOY 27.2X300 MM
SHIFTING LEVER SHIMANO DEORE
REAR DERAILLEUR SHIMANO DEORE LX
FRONT DERAILLEUR SHIMANO DEORE
FREEWHEEL SHIMANO HG-500 11-34T
TYRE SCHWALBE SMART SAM 700X40C



ALBOIN 500 CRS

SIZE: 48, 52, 56 CM WHEEL SIZE: 28", WEIGHT: 15,1 KG GEARS: 27

MAN



ART.NO.

30160250A

FRAME GEPIDA HYDROFORMING - 6061 ALLOY
FORK SUNTOUR NEX 63 MM
HEADSET FSA NO.11N
CRANKSET SHIMANO FCT-4010 26-36-48/175 MM
BOTTOM BRACKET SHIMANO BB-ES300 OCTALINK
RIM RODI EXCALIBUR XC 28" 32H
SPOKE MACH1 STAINLESS BLACK
HUB GEPIDA ALLOY DISC 32H
BRAKE SHIMANO ALTUS M355 160 MM HYDRAULIC DISC BRAKE
BRAKE LEVER SHIMANO ALTUS M355 HYDRAULIC
LIGHT -

HANDLEBAR GEPIDA ALLOY MTB AL-118 600MM
STEM GEPIDA/TRANZ-X 48/75 52/90 56/100MM
SADDLE VELO 3315
SEAT POST GEPIDA ALLOY 27.2X300 MM
SHIFTING LEVER SHIMANO ACERA
REAR DERAILLEUR SHIMANO DEORE
FRONT DERAILLEUR SHIMANO ACERA
FREEWHEEL SHIMANO HG-30 11-32T
TYRE SCHWALBE CX COMP 700X40C



ALBOIN 300 PRO CRS

SIZE: 48, 52, 56 CM WHEEL SIZE: 28", WEIGHT: 14,9 KG GEARS: 24

MAN



ART.NO.

30160240A

FRAME 6061 ALLOY
FORK SUNTOUR NEX HLO 63 MM
HEADSET GEPIDA INTEGRATED
CRANKSET SHIMANO FCM-171 28-38-48/175 MM
BOTTOM BRACKET SHIMANO BB-UN100 MONOBLOCK
RIM BERETTA DISC 25 28" 32H
SPOKE MACH1 STEEL BLACK
HUB GEPIDA ALLOY DISC 32H
BRAKE AVID BB5 160 MM MECHANIC DISC BRAKE
BRAKE LEVER SHIMANO ST-EF51
LIGHT -

HANDLEBAR GEPIDA ALLOY MTB AL-118 600MM
STEM GEPIDA LA-4 ALLOY 48-52/90MM, 56/105MM
SADDLE VELO 3315
SEAT POST GEPIDA ALLOY 27.2X300 MM
SHIFTING LEVER SHIMANO ST-EF51
REAR DERAILLEUR SHIMANO ALIVIO
FRONT DERAILLEUR SHIMANO TX-51
FREEWHEEL SHIMANO HG-31 11-32T
TYRE SCHWALBE CX COMP 700X40C



ALBOIN 300 CRS

SIZE: MAN: 48, 52, 56 CM LADY: 44, 48, 52 CM WHEEL SIZE: 28", WEIGHT: 14,3 KG GEARS: 24

MAN



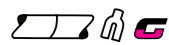
ART.NQ.

30160230A



30160230B

LADY



30160236A

FRAME	6061 ALLOY	HANDLEBAR	GEPIDA STEEL CROSS 600MM
FORK	SUNTOUR CR8 50 MM	STEM	GEPIDA LA-4 ALLOY 90MM
HEADSET	GEPIDA INTEGRATED	SADDLE	VELO 3315 / 4249
CRANKSET	SHIMANO FCM-171 28-38-48/175 MM	SEAT POST	GEPIDA ALLOY 27.2X300 MM
BOTTOM BRACKET	SHIMANO BB-UN100 MONOBLOCK	SHIFTING LEVER	SHIMANO ST-EF51
RIM	RODI SKORPION CNC 28" 32H	REAR DERAILLEUR	SHIMANO ALIVIO
SPOKE	MACH1 STEEL BLACK	FRONT DERAILLEUR	SHIMANO TX-51
HUB	GEPIDA ALLOY 32H	FREEWHEEL	SHIMANO HG-31 11-32T
BRAKE	SHIMANO ALIVIO BR-T4000 V-BRAKE	TYRE	SCHWALBE CX COMP 700X40C
BRAKE LEVER	SHIMANO ST-EF51		
LIGHT			



ALBOIN 200 PRO CRS

SIZE: 48, 52, 56 CM WHEEL SIZE: 28", WEIGHT: 16,3 KG GEARS: 21

MAN



ART.NQ.

30160220A

FRAME	6061 ALLOY	HANDLEBAR	GEPIDA STEEL CROSS 600MM
FORK	SUNTOUR CR7V 40 MM	STEM	ALLOY 80MM
HEADSET	GEPIDA INTEGRATED	SADDLE	SELLE ROYAL MACH
CRANKSET	SHIMANO FCM-171 28-38-48/175 MM	SEAT POST	GEPIDA ALLOY 27.2X300 MM
BOTTOM BRACKET	SHIMANO BB-UN100 MONOBLOCK	SHIFTING LEVER	SHIMANO ST-EF41
RIM	BERETTA MT240 DOUBLE WALL 36H	REAR DERAILLEUR	SHIMANO ACERA
SPOKE	STEEL	FRONT DERAILLEUR	SHIMANO TX-51
HUB	GEPIDA ALLOY 36H	FREEWHEEL	SHIMANO MF-12 14-28T
BRAKE	GEPIDA TX-117 V-BRAKE	TYRE	INNOVA 700X40C (2084)
BRAKE LEVER	SHIMANO ST-EF40		
LIGHT			



ALBOIN 200 CRS

SIZE: MAN: 48, 52, 56 CM LADY: 44, 48, 52 CM WHEEL SIZE: 28", WEIGHT: 15,1 KG GEARS: 21

MAN



ART.NQ.

30160210A



30160210B

LADY



ART.NQ.

30160216A

30160216B

FRAME 6061 ALLOY
FORK ENJOY 123 E 40MM
HEADSET GEPIDA INTEGRATED
CRANKSET PROWHELL A541 28-38-48/170 MM
BOTTOM BRACKET SHIMANO BB-UN100 MONOBLOCK
RIM BERETTA MT240 DOUBLE WALL 36H
SPOKE STEEL
HUB GEPIDA ALLOY 36H
BRAKE GEPIDA TX-117 V-BRAKE
BRAKE LEVER GEPIDA ALLOY
LIGHT -

HANDLEBAR GEPIDA STEEL 600MM
STEM GEPIDA ALLOY 80MM
SADDLE SELLE ROYAL MACH
SEAT POST GEPIDA ALLOY 27 2X300MM
SHIFTING LEVER SHIMANO REVOSHIFT SL-RS35
REAR DERAILLEUR SHIMANO TX-35
FRONT DERAILLEUR SHIMANO TX-51
FREEWHEEL SHIMANO MF-12 14-28T
TYRE INNOVA 700X40C (2084)



TREKKING



ALBOIN 900

SIZE: 48, 52, 56 CM WHEEL SIZE: 28", WEIGHT: 18 KG GEARS: 30

FRAME GEPIDA HYDROFORMING - 6061 ALLOY
FORK SUNTOUR NCX-D LO 63MM
HEADSET FSA TH-807ST
CRANKSET SHIMANO FCT-551 26-36-48/175MM
BOTTOM BRACKET SHIMANO SM-BB50 INTEGRATED
RIM RODI EXCALIBUR XC 28" 32H
SPOKE MACH1 STAINLESS BLACK
HUB SHIMANO HUBDYNAMO/GEPIDA ALLOY DISC 32H
BRAKE SHIMANO DEORE M445 160 MM HYDRAULIC DISC BRAKE
BRAKE LEVER SHIMANO M445 HYDRAULIC
LIGHT AXA PICO 30 STEADY / BASTA SLIM DELAYED

HANDLEBAR GEPIDA ALLOY CROSS 640MM
STEM GEPIDA/ MQ-595 ADJUSTABLE 48/85MM 52-56/105MM
SADDLE VELO 3315
SEAT POST HL HARMONY SUSPENSION 27,2X300MM
SHIFTING LEVER SHIMANO DEORE LX
REAR DERAILLEUR SHIMANO DEORE XT
FRONT DERAILLEUR SHIMANO DEORE
FREEWHEEL SHIMANO HG-500 11-34T
TYRE SCHWALBE MARATHON+ 700X38C REFLECTIVE
RACK MASSLOAD CL-550
MUDGUARD SKS USC

MAN



ART.NQ.

30160390A



ALBOIN 700

SIZE: 48, 52, 56 CM WHEEL SIZE: 28", WEIGHT: 18,6 KG GEARS: 30

FRAME GEPIDA HYDROFORMING - 6061 ALLOY
FORK SUNTOUR NCX-D LO 63MM
HEADSET FSA TH-807ST
CRANKSET SHIMANO FCT-521 26-36-48/175MM
BOTTOM BRACKET SHIMANO BB-ES300 OCTALINK
RIM RODI EXCALIBUR XC 28" 32H
SPOKE MACH1 STAINLESS BLACK
HUB SHIMANO HUBDYNAMO/GEPIDA ALLOY DISC 32H
BRAKE SHIMANO ACERA 160 MM HYDRAULIC DISC BRAKE
BRAKE LEVER SHIMANO ACERA HYDRAULIC
LIGHT AXA PICO 30 STEADY / BASTA SLIM DELAYED

HANDLEBAR GEPIDA ALLOY CROSS 640MM
STEM GEPIDA/ MQ-595 ADJUSTABLE 48/85MM 52-56/105MM
SADDLE VELO 3315
SEAT POST HL HARMONY SUSPENSION 27,2X300MM
SHIFTING LEVER SHIMANO DEORE
REAR DERAILLEUR SHIMANO DEORE LX
FRONT DERAILLEUR SHIMANO DEORE
FREEWHEEL SHIMANO HG-500 11-34T
TYRE SCHWALBE MARATHON+ 700X38C REFLECTIVE
RACK MASSLOAD CL-550
MUDGUARD SKS USC

MAN



ART.NQ.

30160370A



ALBOIN 500

SIZE: MAN: 48, 52, 56 CM LADY: 44, 48, 52 CM WHEEL SIZE: 28", WEIGHT: 18,3 KG GEARS: 27

MAN



ART.N°

30160350A

LADY



30160356B

FRAME GEPIDA HYDROFORMING - 6061 ALLOY
FORK SUNTOUR NEX HLO 63 MM
HEADSET FSA TH-807ST
CRANKSET SHIMANO FC1-4010 26-36-48/175 MM
BOTTOM BRACKET SHIMANO BB-ES300 OCTALINK
RIM RODI EXCALIBUR XC 28" 32H
SPOKE MACH1 STAINLESS BLACK
HUB SHIMANO HUBDYNAMO/ GEPIDA ALLOY 32H
BRAKE SHIMANO ALTUS M355 160 MM HYDRAULIC DISC
BRAKE LEVER SHIMANO ALTUS M355 HYDRAULIC
LIGHT AXA PICO 15 / BASTA SLIM DELAYED

HANDLEBAR GEPIDA ALLOY CROSS 640MM
STEM GEPIDA ALLOY ADJUSTABLE
SADDLE VELO 3315 / 4249
SEAT POST HL HARMONY SUSPENSION 27,2X300MM
SHIFTING LEVER SHIMANO ACERA
REAR DERAILLEUR SHIMANO DEORE
FRONT DERAILLEUR SHIMANO ACERA
FREEWHEEL SHIMANO HG-30 11-32T
TYRE SCHWALBE SILENTO 700X40C
RACK MASSLOAD CL-550
MUDGUARD SKS USC



ALBOIN 300 PRO

SIZE: 48, 52, 56 CM WHEEL SIZE: 28", WEIGHT: 17,2 KG GEARS: 24

MAN



ART.N°

30160340A

FRAME 6061 ALLOY
FORK SUNTOUR NEX HLO 63 MM
HEADSET GEPIDA INTEGRATED
CRANKSET SHIMANO FCM-171 28-38-48/175 MM
BOTTOM BRACKET SHIMANO BB-UN100 MONOBLOCK
RIM BERETTA DISC 25 28" 32H
SPOKE MACH1 STEEL BLACK
HUB SHIMANO HUBDYNAMO/ GEPIDA ALLOY 32H
BRAKE AVID BBS 160 MM MECHANIC DISC BRAKE
BRAKE LEVER SHIMANO ST-EF51
LIGHT AXA PICO 15 / BASTA SLIM DELAYED

HANDLEBAR GEPIDA ALLOY CROSS 640 MM
STEM GEPIDA ALLOY ADJUSTABLE
SADDLE VELO 3315
SEAT POST HL HARMONY SUSPENSION 27,2X300MM
SHIFTING LEVER SHIMANO ST-EF51
REAR DERAILLEUR SHIMANO ALIVIO
FRONT DERAILLEUR SHIMANO TX-51
FREEWHEEL SHIMANO HG-31 11-32T
TYRE SCHWALBE SILENTO 700X40C
RACK MASSLOAD CL905
MUDGUARD SKS USC



ALBOIN 300

SIZE: MAN: 48, 52, 56 CM LADY: 44, 48, 52 CM W: 45, 50, 55 CM WHEEL SIZE: 28", WEIGHT: 17,3 KG GEARS: 24

MAN



ART.NO.

30160330A

LADY WAVE



30160336A



30160330B



30160336B

LADY



30160335A



30160335B

FRAME	6061 ALLOY
FORK	SUNTOUR CR8 50 MM
HEADSET	GEPIDA INTEGRATED
CRANKSET	SHIMANO FCM-171 28-38-48/175 MM
BOTTOM BRACKET	SHIMANO BB-UN100 MONOBLOCK
RIM	RODI SKORPION CNC 28" 32H
SPOKE	MACH1 STEEL BLACK
HUB	SHIMANO HUBDYNAMO/ GEPIDA ALLOY 32H
BRAKE	SHIMANO ALIVIO BR-T4000 V-BRAKE
BRAKE LEVER	SHIMANO ST-EF51
LIGHT	AXA PICO15 / BASTA SLIM DELAYED

HANDLEBAR	GEPIDA ALLOY CROSS 640 MM
STEM	GEPIDA ALLOY ADJUSTABLE
SADDLE	VELO 3315 / 4249
SEAT POST	HL HARMONY SUSPENSION 27,2X300MM
SHIFTING LEVER	SHIMANO ST-EF51
REAR DERAILLEUR	SHIMANO ALIVIO
FRONT DERAILLEUR	SHIMANO TX-51
FREEWHEEL	SHIMANO HG-31 11-32T
TYRE	SCHWALBE SILENTO 700X40C
RACK	MASSLOAD CL-550
MUDGUARD	SKS USC



ALBOIN 200 PRO

SIZE: MAN: 48, 52, 56 CM LADY: 44, 48, 52 CM WHEEL SIZE: 28", WEIGHT: 17 KG GEARS: 21

MAN



30160320A



30160320B

LADY



30160326A



30160326B

FRAME	6061 ALLOY
FORK	SUNTOUR CR7 40 MM
HEADSET	GEPIDA INTEGRATED
CRANKSET	SHIMANO FCM-171 28-38-48/175 MM
BOTTOM BRACKET	SHIMANO BB-UN100 MONOBLOCK
RIM	BERETTA MT240 DOUBLE WALL 36H
SPOKE	STEEL
HUB	SHIMANO HUBDYNAMO/ GEPIDA ALLOY 36H
BRAKE	GEPIDA TX-117 V-BRAKE
BRAKE LEVER	SHIMANO ST-EF40
LIGHT	AXA ECHO15 / BASTA DELAYED

HANDLEBAR	GEPIDA STEEL CROSS 600MM
STEM	GEPIDA ALLOY MQ-417
SADDLE	SELLE ROYAL RIO
SEAT POST	GEPIDA ALLOY 27.2X300 MM
SHIFTING LEVER	SHIMANO ST-EF41
REAR DERAILLEUR	SHIMANO ACERA
FRONT DERAILLEUR	SHIMANO TX-51
FREEWHEEL	SHIMANO MF-T221 14-28T
TYRE	INNOVA 700X40C
RACK	STEEL
MUDGUARD	ORION



ALBOIN 200

SIZE: MAN: 48, 52, 56 CM LADY: 44, 48, 52 CM WHEEL SIZE: 28", WEIGHT: 17,3 KG GEARS: 21

MAN

ART.N.


30160310A

30160310B

LADY


30160316A

30160316B

FRAME 6061 ALLOY
FORK ENJOY 123 E 40 MM
HEADSET GEPIDA INTEGRATED
CRANKSET PROWHELL A541 28-38-48/170 MM
BOTTOM BRACKET SHIMANO BB-UN100 MONOBLOCK
RIM BERETTA MT240 DOUBLE WALL 36H
SPOKE STEEL
HUB SHIMANO HUBDYNAMO/ GEPIDA ALLOY 36H
BRAKE GEPIDA TX-117 V-BRAKE
BRAKE LEVER GEPIDA ALLOY
LIGHT AXA ECHO15/BASTIA DELAYED

HANDLEBAR GEPIDA STEEL CROSS 600MM
STEM GEPIDA ALLOY MQ-417
SADDLE SELLE ROYAL RIO
SEAT POST GEPIDA ALLOY 27.2X300 MM
SHIFTING LEVER SHIMANO SL-RS35
REAR DERAILLEUR SHIMANO TX-35
FRONT DERAILLEUR SHIMANO TX-51
FREEWHEEL SHIMANO MF-TZ21 14-28T
TYRE INNOVA 700X40C (2084)
RACK STEEL
MUDGUARD ORION
LOCK -



ALBOIN 100

SIZE: MAN: 52, 56 CM LADY: 46 CM WHEEL SIZE: 28", WEIGHT: 17,2 KG GEARS: 21

MAN

ART.N.


30160300A

30160300B

30160300C

LADY

ART.N.


30160306A

30160306B

30160306C

FRAME STEEL
FORK STEEL
HEADSET STEEL BLACK
CRANKSET PROWHELL A541 28-38-48/170 MM
BOTTOM BRACKET ROMET 122,5 MM MONOBLOCK
RIM BERETTA MT240 DOUBLE WALL 36H
SPOKE STEEL
HUB GEPIDA ALLOY 36H
BRAKE GEPIDA TX-117 V-BRAKE
BRAKE LEVER GEPIDA ALLOY
LIGHT HALOGEN/BASTIA DELAYED

HANDLEBAR GEPIDA CROSS STEEL 600 MM
STEM GEPIDA STEEL
SADDLE SELLE ROYAL RIO
SEAT POST GEPIDA STEEL 25.4X300
SHIFTING LEVER SHIMANO SL-RS35
REAR DERAILLEUR SHIMANO TX-35
FRONT DERAILLEUR SHIMANO TX-51
FREEWHEEL SHIMANO MF-TZ21 14-28T
TYRE INNOVA 700X40C (2084)
RACK STEEL
MUDGUARD ORION



CITY



REPTILA 500

SIZE: MAN: 54, 58 CM LADY WAVE: 45, 50 CM WHEEL SIZE: 28", WEIGHT: 17,4 KG GEARS: 8

MAN



ART.NQ.

30160450A

LADY WAVE



30160455A



30160455B

FRAME GEPIDA HYDROFORMING - 6061 ALLOY
FORK SUNTOUR CR7 40 MM
HEADSET GEPIDA INTEGRATED
CRANKSET PROWHEEL 38T/170 MM
BOTTOM BRACKET SHIMANO BB-UN100 MONOBLOCK
RIM RODI SKORPION 28" 32H
SPOKE MACH1 STAINLESS
HUB SHIMANO HUBDYNAMO/SHIMANO INTER 8 COASTER 32H
BRAKE SHIMANO ALVIO BR-T4000 V-BRAKE+COASTER
BRAKE LEVER GEPIDA LM-48 ALLOY
LIGHT AXA ECHO15/SLIM DELAYED

HANDLEBAR GEPIDA CITY STEEL 650 MM
STEM GEPIDA ALLOY MO-147
SADDLE VELO 6143/6142
SEAT POST HL HARMONY SUSPENSION 27,2X300MM
SHIFTING LEVER SHIMANO REVOSHIFT
REAR DERAILLEUR SHIMANO INTER 8
FRONT DERAILLEUR -
FREEWHEEL 19T
TYRE SCHWALBE ROAD CRUISER REFLECTIVE 700X40C
RACK MASSLOAD CL-550
MUDGUARD ORION W/ STAINLESS STAYS



COASTER BRAKE



REPTILA 300

SIZE: 45, 50 CM WHEEL SIZE: 28", WEIGHT: 17,4 KG GEARS: 7

LADY WAVE



ART.NO.

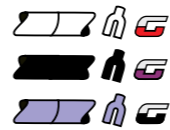
30160435A

30160435B

FRAME	GEPIDA HYDROFORMING - 6061 ALLOY
FORK	SUNTOUR CR7 40 MM
HEADSET	GEPIDA INTEGRATED
CRANKSET	PROWHEEL 38T/170 MM
BOTTOM BRACKET	SHIMANO BB-UN100 MONOBLOCK
RIM	BERETTA MT-240 DOUBLE WALL 32H
SPOKE	MACH1 STAINLESS
HUB	SHIMANO HUBDYNAMO/SHIMANO INTER 7 COASTER 32H
BRAKE	SHIMANO ALIVIO BR-T4000 V-BRAKE+COASTER
BRAKE LEVER	GEPIDA LM-48 ALLOY
LIGHT	AXA ECHO15/SLIM DELAYED

HANDLEBAR	GEPIDA CITY STEEL 650 MM
STEM	GEPIDA ALLOY MQ-417
SADDLE	VELO 6142
SEAT POST	HL-HARMONY SUSPENSION 27,2X300MM
SHIFTING LEVER	SHIMANO REVOSHIFT 7
REAR DERAILLEUR	SHIMANO INTER 7
FRONT DERAILLEUR	-
FREEWHEEL	19T
TYRE	SCHWALBE ROAD CRUISER REFLECTIVE 700X40C
RACK	MASSLOAD CL-550
MUDGUARD	ORION W/ STAINLESS STAYS

LADY WAVE



ART.NO.

30160485A

30160485B

30160485C

FRAME	STEEL
FORK	STEEL
HEADSET	STEEL BLACK
CRANKSET	PROWHEEL 40T/170 MM
BOTTOM BRACKET	ROMET 119 MM MONOBLOCK
RIM	BERETTA MT-240 DOUBLE WALL 36H
SPOKE	STEEL
HUB	SHIMANO HUBDYNAMO/SHIMANO NEXUS 3 COASTER 36H
BRAKE	LOGAN ALLOY V-BRAKE
BRAKE LEVER	LOGAN ALLOY/PLASTIC R
LIGHT	BÜCHEL HALOGEN W / SWITCH / BASTIA DELAYED

HANDLEBAR	GEPIDA CITY STEEL 600MM
STEM	GEPIDA ALLOY MQ-417
SADDLE	JUSTEK UN5509
SEAT POST	GEPIDA STEEL 28.6X300MM
SHIFTING LEVER	SHIMANO REVOSHIFT
REAR DERAILLEUR	SHIMANO NEXUS 3
FRONT DERAILLEUR	-
FREEWHEEL	19T
TYRE	INNOVA 700X40C (2084)
RACK	STEEL
MUDGUARD	ORION W/ STEEL STAYS

REPTILA 100

DYNAMO

SIZE: 45 CM WHEEL SIZE: 28", WEIGHT: 16,9 KG GEARS: 3



COASTER BRAKE

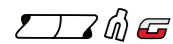




REPTILA 100

SIZE: 45 CM WHEEL SIZE: 28", WEIGHT: 17,7 KG GEARS: 3

LADY WAVE



ART.NO.

30160415A



30160415B



30160415C



30160415D

FRAME STEEL
FORK STEEL
HEADSET STEEL BLACK
CRANKSET PROWHEEL 40T/170 MM
BOTTOM BRACKET ROMET 119 MM MONOBLOCK
RIM BERETTA MT-240 DOUBLE WALL 36H
SPOKE STEEL
HUB GEPIDA ALLOY / SHIMANO NEXUS 3 COASTER 36H
BRAKE LOGAN ALLOY V-BRAKE
BRAKE LEVER LOGAN ALLOY/PLASTIC
LIGHT HALOGEN/BASTA DELAYED

HANDLEBAR GEPIDA CITY STEEL 600MM
STEM GEPIDA ALLOY MQ-417
SADDLE JUSTEK UN5509
SEAT POST GEPIDA STEEL 28.6X300MM
SHIFTING LEVER SHIMANO REVOSHIFT
REAR DERAILLEUR SHIMANO NEXUS 3
FRONT DERAILLEUR -
FREEWHEEL 19T
TYRE INNOVA 700X40C (2084)
RACK STEEL
MUDGUARD ORION W/ STEEL STAYS



REPTILA 50

SIZE: 44 CM WHEEL SIZE: 26", WEIGHT: 17,4 KG GEARS: 3

LADY WAVE



ART.NO.

30160405A



30160405B



30160405C

FRAME STEEL
FORK STEEL
HEADSET STEEL BLACK
CRANKSET PROWHEEL 40T/170 MM
BOTTOM BRACKET ROMET 119 MM MONOBLOCK
RIM BERETTA MT-240 DOUBLE WALL 36H
SPOKE STEEL
HUB GEPIDA ALLOY / SHIMANO NEXUS 3 COASTER 36H
BRAKE LOGAN ALLOY V-BRAKE
BRAKE LEVER LOGAN ALLOY/PLASTIC
LIGHT HALOGEN/BASTA DELAYED

HANDLEBAR GEPIDA CITY STEEL 600MM
STEM GEPIDA ALLOY MQ-417
SADDLE JUSTEK UN5509
SEAT POST GEPIDA STEEL 28.6X300MM
SHIFTING LEVER SHIMANO REVOSHIFT
REAR DERAILLEUR SHIMANO NEXUS 3
FRONT DERAILLEUR -
FREEWHEEL 19T
TYRE INNOVA 26X1.75 (2084)
RACK STEEL
MUDGUARD ORION W/ STEEL STAYS



BLEDA 200

SIZE: 28 CM WHEEL SIZE: 20", WEIGHT: 12,7 KG GEARS: 3

FRAME GEPIDA ALLOY
FORK STEEL
HEADSET GEPIDA SEMI-INTEGRATED
CRANKSET PROWHEEL P113 46T/170MM
BOTTOM BRACKET ROMET 127 MM MONOBLOCK
RIM MACH1 EXE CNC DOUBLE WALL 28H
SPOKE MACH1 STAINLESS
HUB SHIMANO HUBDYNAMO /SHIMANO NEXUS 3 COASTER
BRAKE LOGAN ALLOY V-BRAKE
BRAKE LEVER LOGAN ALLOY/PLASTIC
LIGHT AXA PICO 15/BASTA DELAYED

HANDLEBAR GEPIDA ALLOY 560 MM
STEM GEPIDA ALLOY
SADDLE SELLE ROYAL RIO
SEAT POST GEPIDA ALLOY 34X540 MM
SHIFTING LEVER SHIMANO REVOSHIFT
REAR DERAILLEUR SHIMANO NEXUS 3
FRONT DERAILLEUR -
FREEWHEEL 19T
TYRE INNOVA REFLECTIVE 20X1.75
RACK STANDWELL SW-CA3 16S
MUDGUARD ORION W/ STAINLESS STAYS

MAN



ART. NO.

30160530A



JUNIOR / KID



GILPIL 500 MTB

SIZE: 29 CM WHEEL SIZE: 24", WEIGHT: 13 KG GEARS: 21

FRAME	6061 ALLOY	HANDLEBAR	GEPIDA ALLOY 560 MM
FORK	BRAVO 410 E 40 MM	STEM	GEPIDA ALLOY 70 MM
HEADSET	NECO INTEGRATED A-HEAD	SADDLE	SELLE ROYAL PU-6550
CRANKSET	PROWHEEL PHAETON 22T-32T-42T/155 MM	SEAT POST	GEPIDA ALLOY 27.2X250 MM
BOTTOM BRACKET	SHIMANO BB-UN100 MONOBLOCK	SHIFTING LEVER	SHIMANO SL-RS35
RIM	BERETTA MT240 ALLOY DOUBLE WALL 36H	REAR DERAILLEUR	SHIMANO TX-35
SPOKE	STEEL	FRONT DERAILLEUR	SHIMANO TY-10
HUB	GEPIDA ALLOY QR 36H	FREEWHEEL	SHIMANO MF-TZ21 14-28T
BRAKE	GEPIDA TX-117 V-BRAKE	TYRE	INNOVA 24X1.95
BRAKE LEVER	LOGAN ALLOY/PLASTIC		
LIGHT	-		



GILPIL 200

SIZE: BOY: 35.5 CM GIRL: 35.5 CM WHEEL SIZE: 24", WEIGHT: 15,2 KG GEARS: 3

BOY-Y		ART.N.O.	
		30160620A	
		30160620B	
GIRL-W			
		30160625A	
		30160625B	

FRAME	STEEL	HANDLEBAR	LOGAN CROSS 540 MM
FORK	STEEL	STEM	PROMAX ALLOY
HEADSET	STEEL BLACK	SADDLE	SELLE ROYAL PU-6550
CRANKSET	PROWHEEL 40T/152 MM	SEAT POST	STEEL 25.4X250 MM
BOTTOM BRACKET	ROMET 119 MM MONOBLOCK	SHIFTING LEVER	SHIMANO REVOSHIFT 3
RIM	BERETTA ALLOY 36H	REAR DERAILLEUR	SHIMANO NEXUS 3
SPOKE	STEEL	FRONT DERAILLEUR	-
HUB	SHIMANO HUBDYNAMO/SHIMANO NEXUS 3 COASTER	FREEWHEEL	19T
BRAKE	LOGAN ALLOY V-BRAKE	TYRE	INNOVA 24X1.75
BRAKE LEVER	LOGAN KID ALLOY/PLASTIC	RACK	STEEL
LIGHT	BÜCHEL HALOGEN/BASTIA RAY LED	MUDGUARD	ORION W/ STEEL STAYS

BOY   ART.N.O. **30160650A**



BOLIA 200

SIZE: BOY: 30.5 CM GIRL: 30.5 CM WHEEL SIZE: 20", WEIGHT: 13,9 KG GEARS: 3

BOY

- ART.NO. 30160720A
- ART.NO. 30160720B

GIRL-W

- ART.NO. 30160725A
- ART.NO. 30160725B

- FRAME** STEEL
- FORK** STEEL
- HEADSET** STEEL BLACK
- CRANKSET** PROWHEEL 40T/127 MM
- BOTTOM BRACKET** ROMET 119 MM MONOBLOCK
- RIM** BERETTA ALLOY 28H
- SPOKE** STEEL
- HUB** SHIMANO HUBBYNAMO/SHIMANO NEXUS 3 COASTER
- BRAKE** LOGAN ALLOY V-BRAKE
- BRAKE LEVER** LOGAN KID ALLOY/PLASTIC
- LIGHT** BÜCHEL HALOGEN/BASTA RAY LED

- HANDLEBAR** STEEL CROSS 540 MM
- STEM** PROMAX ALLOY
- SADDLE** SELLE ROYAL PU-6550
- SEAT POST** STEEL 25.4X250 MM
- SHIFTING LEVER** SHIMANO REVOSHIFT 3
- REAR DERAILLEUR** SHIMANO NEXUS 3
- FRONT DERAILLEUR** -
- FREEWHEEL** 19T
- TYRE** INNOVA 20X1.75
- RACK** STEEL
- MUDGUARD** ORION W/ STEEL STAYS

BOY / GIRL

- ART.NO. 30160705A
- ART.NO. 30160705B
- ART.NO. 30160705C
- ART.NO. 30160705D

- FRAME** 6061 ALLOY
- FORK** RIGID ALLOY
- HEADSET** GEPIDA ALLOY KID
- CRANKSET** -
- BOTTOM BRACKET** -
- RIM** BERETTA
- SPOKE** STEEL
- HUB** GEPIDA STEEL
- BRAKE** PROMAX V-BRAKE
- BRAKE LEVER** PROMAX V-BRAKE

- HANDLEBAR** STEEL MTB 460MM
- STEM** STEEL A-HEAD
- SADDLE** OIDA
- SEAT POST** STEEL 27.2X200MM
- SHIFTING LEVER** -
- REAR DERAILLEUR** -
- FRONT DERAILLEUR** -
- FREEWHEEL** -
- TYRE** PONELY 12.5X2" STREET

SIZE: BOY / GIRL: 20 CM WHEEL SIZE: 12", WEIGHT: 5,2 KG GEARS: 1

AUHA



GEPIDA ORIGINAL ACCESSORIES

A FEW YEARS AGO WE LAUNCHED OUR GEPIDA ORIGINAL ACCESSORIES LINE TO MEET AN INCREASING DEMAND FROM OUR CUSTOMERS FOR REASONABLY PRICED, HIGH-QUALITY BICYCLE PARTS. SIMILARLY TO PREVIOUS YEARS, THE SUCCESS OF OUR ACCESSORIES LINE CONTINUES IN 2016, WITH EVEN MORE WAYS TO HELP REPAIR AND PROTECT YOUR BICYCLE AND TO MAKE YOUR RIDE SAFER AND MORE COMFORTABLE.

CREATING AND DEVELOPING NEW PRODUCTS REMAINS A MAIN FOCUS FOR US AT GEPIDA IN THE FUTURE AS WELL. AS THE NUMBER OF CYCLISTS ON THE ROAD INCREASES RAPIDLY EACH YEAR, WE FEEL THAT CYCLIST SAFETY AND COMFORT ARE THE MOST IMPORTANT AREAS WHERE FURTHER PRODUCT DEVELOPMENT IS NECESSARY. AS WE DID IN PREVIOUS YEARS, WE CONTINUE TO DEDICATE OUR EFFORTS TOWARDS CREATING CUTTING-EDGE, HIGH-QUALITY ACCESSORIES.



GEPIDA GLOVES



GE030901-02

GEPIDA HALF FINGER CYCLING GLOVE

- ELASTIC POLYESTER LYCRA WITH REFLECTIVE PRINTING
- VENTILATED MATERIAL ON FINGERS
- DURABLE ARTIFICIAL LEATHER WITH SILICON PRINTING
- REINFORCEMENT WITH GEL MATERIAL
- WITH TWO FINGER PULLS FOR EASY REMOVAL
- EMBOSSED NEOPRENE
- VELCRO FASTENING
- AVAILABLE SIZES: M, L, XL, XXL



GE030902-02

GEPIDA FULL FINGER CYCLING GLOVE

- ELASTIC POLYESTER LYCRA WITH REFLECTIVE PRINTING
- VENTILATED MATERIAL ON FINGERS
- DURABLE ARTIFICIAL LEATHER WITH SILICON PRINTING
- REINFORCEMENT WITH GEL MATERIAL
- EMBOSSED NEOPRENE
- VELCRO FASTENING
- AVAILABLE SIZES: M, L, XL, XXL

NEOPRENE FRAME PROTECTOR

- PROTECTS CHAIN STAY FROM DINGS AND SCRATCHES
- RUGGED LYCRA® AND NEOPRENE CONSTRUCTION
- LOOP-AND-LOCK CLOSURE
- INSTALLS IN SECONDS
- MACHINE WASHABLE
- BASIC (GE031001), PRO (GE031002)



GE031001



GE031002

CHAINSTAY & FRAME PROTECTOR STICKER SET

- SELF-ADHESIVE FRAME PROTECTOR STICKER SET
- PROTECT THE CHAINSTAY AND FRAME FROM SCRATCHES
- AVAILABLE IN TRANSPARENT AND CARBON-BLACK
- WEIGHT: 7G
- COLOURS:
 - TRANSPARENT (GE031003-05)
 - CARBON-BLACK (GE031003-02)



GE031003-02

CLOTHES

GE030700-01A



GE030705-01



GE030800-02



GE030805-02



SHORT SLEEVE JERSEY

GE030700-01

- GEPIDA SHORT SLEEVE CYCLING JERSEY
- QUICK DRY HIGHLY ELASTIC FABRIC
- 18 CM ZIPPER ON THE FRONT
- THREE OPENED BACKPOCKET
- VERTICAL REFLECTING STRIPE ON THE BACK POCKET
- AVAILABLE SIZES: M, L, XL, XXL

LONG SLEEVE JERSEY

GE030705-01

- GEPIDA LONG SLEEVE CYCLING JERSEY
- PARTICULARLY SOFT AND ELASTIC, FLEECE INSIDE FABRIC
- FULL LENGTH ZIPPER IN THE FRONT
- THREE OPENED BACKPOCKET
- VERTICAL REFLECTING STRIPE ON THE BACK POCKET
- AVAILABLE SIZES: M, L, XL, XXL

BIBSHORT

GE030800-02

- GEPIDA CYCLING BIBSHORT WITH U FORMED INSERT
- WIND AND ABRASION RESISTANT TWO WAY ELASTIC FABRIC
- ANTIBACTERIAL SEAMLESS AND MOULDED 4 WAY ELASTIC PADDING
- AVAILABLE SIZES: M, L, XL, XXL

BIBTIGHT

GE030805-02

- GEPIDA CYCLING BIBTIGHT
- SOFT WINTER FABRIC, FLEECE INSIDE
- WIND AND ABRASION RESISTANT TWO WAY ELASTIC FABRIC
- ANTIBACTERIAL SEAMLESS AND MOULDED 4WAY ELASTIC PADDING
- END STRAPS TO AVOID THE LEG'S RIDE UP
- AVAILABLE SIZES: M, L, XL, XXL

BAGS

PANNIER BAG
GE030605-02

- WATER RESISTANT 600D POLYESTER MATERIAL
- QUICK RELEASE SYSTEM
- INNER POCKETS (LAPTOP, DOCUMENTS, BOTTLE)
- REFLECTIVE ELEMENTS, LOGOS
- TOTAL CAPACITY: 28 L



GE030605-02

GE030603-02

**MESSENGER BAG**
GE030603-02

- WATER RESISTANT 600D POLYESTER MATERIAL
- MOUNTABLE FOR THE BIKE RACK
- INNER POCKETS (LAPTOP, DOCUMENTS)
- CAPACITY: 11 L



BAGS

GE030601-02

**SADDLE BAG PRO**
GE030601-02

- WATER RESISTANT 600D POLYESTER MATERIAL
- MODERN EXPANDABLE DESIGN
- REFLECTIVE STRIPE
- WITH QUICK RELEASE SYSTEM
- CAPACITY 0,85-1,2 L

GE030600-02

**SADDLE BAG BASIC**
GE030600-02

- WATER RESISTANT 600D POLYESTER MATERIAL
- REFLECTIVE STRIPE
- WITH VELCRO SYSTEM
- CAPACITY 0,7 L

GE030604-02

**RUCKSACK**
GE030604-02

- WATER RESISTANT 600D POLYESTER MATERIAL
- ELASTIC CORD FOR HELMET
- ANATOMICALLY FORMED, BREATHABLE PADDING
- AIRY MESH WAIST BELT WITH INTEGRATED MOBILE PHONE CASE
- ZIPPERED INSIDE POCKETS AND MESH SIDE POCKETS AND MESH FOR BOTTLE
- LOOP FOR SAFETY LIGHT
- REFLECTIVE INSERTS
- RAIN COVER
- 13 L CAPACITY

LIGHTING



HIGH POWER LED HEAD LIGHT

GE030200-02

- 1 WATT HI-POWER WHITE LED WITH LUMINMAX TECHNOLOGY
- WATER RESISTANT
- SIDE VISIBILITY
- MODES: HIGH BEAM, LOW BEAM, FLASHING
- TOOL FREE BRACKETING
- FOR ALL BAR DIAMETER
- BATTERY (INCLUDED) LR-03 (AAA) X 3
- COLOURS: BLACK(GE030200-02), WHITE(GE030200-01)



SAFETY LIGHT SETS

- 2 SUPER BRIGHT LED
- 3 MODES: CONSTANT/FLASHING/STROBE
- WATER RESISTANT RUBBER BODY
- TOOL FREE BRACKETING
- BATTERY (INCLUDED) CR-2032 X 2
- COLOURS: WHITE(GE030202-01), BLACK-RED(GE030202-02), BLACK(GE030202-03), ORANGE(GE030202-06), BLUE(GE030202-07), PURPLE(GE030202-08)



SUPER BRIGHT REAR LIGHT

GE030201-02

- 2 SUPER BRIGHT 0,5 WATT RED LED
- WATER RESISTANT
- MODES: CONSTANT, FLASHING, CHASING
- BATTERY (INCLUDED) LR-03 (AAA) X 2



REFLECTIVE SNAP BAND

GE030203-09

- FULLY REFLECTIVE UP TO 400 FEET
- COMFORTABLE BACKING
- EASILY ATTACHES TO WRIST, ANKLE, OR STRAP OF A PACK
- COLOURS: WHITE (GE030203-01), BLUE (GE030203-07), YELLOW (GE030203-09), RED (GE030203-04)



GE030500-02



GE030500-04

CHAIN LOCK

- CORROSION PROOF
- CYLINDER WITH ANTI-DRILL, ANTI-SAW AND ANTI-PICK PROTECTION
- 8X8 MM SQUARE LINK
- DURABLE SOFT NYLON SLEEVE PROVIDES SCRATCH PROTECTION
- SIZE: 1000 MM
- WITH 2 KEYS
- COLOURS: BLACK (GE030500-02) AND RED (GE030500-04)



GE030502-04

SPIRAL CABLE LOCK

- CORROSION PROOF
- 12 MM BRAIDED STEEL CABLE
- TOUGH VINYL CABLE COVER IN BLACK
- SIZE: 1800 MM
- DIAMETER 12 MM
- WITH 2 KEYS
- COLOURS: BLACK (GE030502-02), RED (GE030502-04)



GE030501-02

JOINT LOCK

- CORROSION PROOF
- CYLINDER WITH ANTI-DRILL ANTI-SAW ANTI-PICK PROTECTION
- 22 MM HARDENED STEEL SHELLS PROTECT THE INNER STEEL CABLE
- TOUGH VINYL CABLE COVER IN BLACK
- SIZE: 22 X 1500 MM
- WITH 2 KEYS
- AVAILABLE IN BLACK (GE030501-02)

BOTTLE CAGES



GE030404-02

BOTTLE CAGE SIDE PRO

- SUITABLE FOR NARROW BIKE FRAME AND MOUNTAIN BIKE FRAME
- TAKING THE BOTTLES FROM UP-RIGHT SIDE DIRECTION
- MATERIAL: ALLOY 6463
- BOLTS INCLUDED
- IN BLACK COLOURS (GE030404-02)

BOTTLE CAGE SIDE BASIC

- SPECIAL DESIGN, YOU CAN TAKE THE BOTTLE FROM LEFT AND RIGHT SIDE DIRECTION
- MATERIAL: POLYCARBONATE
- BOLTS INCLUDED
- IN BLACK COLOURS (GE030405-02)



GE030405-02



GE030403-02



GE030403-03



GE030403-01

PRO ALUMINIUM BOTTLE CAGE

- ULTRALIGHT 5052 ALUMINIUM MATERIAL
- ONLY 1,2 MM THIN
- MORE EXTENSION WITH THE RUBBER INSERT
- AVAILABLE IN SANDBLASTED ANODIZED WHITE, BLACK AND SILVER
- WEIGH ONLY 30 G

BOTTLES/CAGES



GE030401-02

PLASTIC BOTTLE CAGE PRO

- POLYCARBONATE MATERIAL
- BOLTS INCLUDED
- WEIGHT: 28G
- COLOURS: BLACK (GE030300-02)



GE030400-04

GE030400-01

PLASTIC BOTTLE CAGE BASIC

- POLYCARBONATE MATERIAL
- BOLTS INCLUDED
- WEIGHT: 48G
- COLOURS: WHITE (GE030400-01) AND RED (GE030400-04)



GE030402-02

ALUMINIUM WATER BOTTLE CAGE

- WELDED ALUMINIUM CAGE
- PLASTIC INSERTS FOR EASY MOVING AND TO PROTECT THE BOTTLE
- BOLTS INCLUDED
- WEIGHT : 53G
- COLOURS: BLACK(GE030402-02) AND ANODIZED SILVER (GE030402-03)



GE030300-02

GE030300-01

GE030300-05

PLASTIC BOTTLE

- GEPIDA DESIGN IN SUPERIOR QUALITY BIO-DEGRADABLE MATERIALS
- CAPACITY 800 ML
- PUSH PULL CAP
- PRACTICAL 60 MM WIDE BOTTLE NECK
- WASHABLE IN DISHWASHER
- NEUTRAL TASTE
- WEIGHT: 90 G
- COLOURS: WHITE(GE030300-01), GREY (030300-02) AND TRANSPARENT (GE030300-05)

PUMPS

GE030102-02

**MINI PUMP WITH GAUGE**

GE030102-02

- REVERSIBLE PRESTA & SCHRADER
- 2 TONE SOFT TOUCH ERGONOMIC HANDLE
- REINFORCED PLASTIC BARREL
- DELUXE ALUMINIUM SLEEVE
- DUST CAP
- PRECISE IN-LINE GAUGE
- CONVENIENT MOUNTING CLIP INCLUDED
- UP TO 100 PSI / 7 BAR /
- SIZE: 225MM / 25MM
- WEIGHT: 140 G

GE030103-02

**TELESCOPE MINI PUMP**

GE030103-02

- "TWIST AND LOCK" TWIN-VALVE SYSTEM
- REINFORCED PLASTIC BARREL
- ERGONOMIC HANDLE FOR BETTER HOLDING
- TELESCOPE DESIGN, MORE AIR PER STROKE
- CONVENIENT MOUNTING CLIP INCLUDED
- UP TO 100 PSI / 7 BAR /
- SIZE: 235MM / 25MM
- WEIGHT: 130 G

PUMPS



GE030100-03

HIGH PRESSURE FLOOR PUMP

- WOODEN HANDLE
- ALUMINIUM BARREL
- UP TO 200 PSI / 14 BAR
- BIG SIZED PRESSURE GAUGE
- HIGH PRESSURE DURABLE RUBBER HOSE
- "TWIST AND LOCK" TWINHEAD
- BIG STABLE ALUMINIUM BASE

GE030101-02

**STEEL FLOOR PUMP**

- DURABLE STEEL BARREL
- UP TO 160 PSI / 11 BAR /
- TOP-MOUNTED BIG SIZED GAUGE FOR EASIER READING
- HIGH PRESSURE DURABLE RUBBER HOSE
- TWIN-VALVE HEAD WITH THUMB LOCK LEVER
- BIG STABLE PLASTIC BASE

COMPONENTS



COMFORT LOCK ON GRIPS

- GEPIDA TRIPLE DENSITY GRIP
- ANATOMIC DESIGN
- WITH BAR END
- ONE SIDE LOCK ON RING
- WEIGH: 280 G (PAIR)
- LENGTH: 138 MM
- COLOURS:
 - BLACK-GREY-RED (GE201140-2)
 - BLACK-GREY-BLUE (GE201140-4)
 - BLACK-GREY-GREEN (GE201140-5)
 - BLACK-FEKETE/GREY (GE201140)



FOAM GRIPS

- SPECIAL DESIGN
- SUPER-LIGHT FOAM
- TRIPLE DENSITY
- COMFORTABLE
- ONE SIDE RING
- DIAMETER: 22,4 MM
- LENGTH: 129 MM
- COLOURS:
 - BLACK-RED (GE201000-2)
 - BLACK-BLUE (GE201000-4)
 - BLACK-GREEN (GE201000-5)
 - BLACK-YELLOW (GE201000-7)



LOCK ON GRIPS

- GEPIDA DOUBLE DENSITY GRIP
- TWO SIDES LOCKING SYSTEM
- FIRMLY KEPT
- WEIGHT: 120 G (PAIR/PÁR)
- LENGTH: 130 MM
- COLOURS:
 - WHITE-RED (GE201070-2)
 - WHITE-BLUE (GE201070-4)
 - WHITE-GREEN (GE201070-5)
 - WHITE-BLACK (GE201070)
 - BLACK-RED (GE201060-2)
 - BLACK-BLUE (GE201060-4)
 - BLACK-GREEN (GE201060-5)
 - BLACK-BLACK (GE201060)

COMPONENTS



SEAT POST

- MATERIAL: ALLOY
- DIAMETER: 27,2 MM / 31,6 MM
- LENGTH: 400 MM
- AVAILABLE COLORS (STICKER):
 - RED 27,2 MM (GE230600-2) 31,6 MM (GE230590-2)
 - BLUE 27,2 MM (GE230600-4) 31,6 MM (GE230590-4)
 - GREEN 27,2 MM (GE230600-5) 31,6 MM (GE230590-5)
 - YELLOW 27,2 MM (GE230600-7) 31,6 MM (GE230590-7)



MTB STEM

- MATERIAL: ALLOY
- EXTENSION: 90 MM
- BAR BORE: 31,8 MM
- RISE: 6
- AVAILABLE COLORS (STICKER):
 - RED (GE151080-2)
 - BLUE (GE151080-4)
 - GREEN (GE151080-5)
 - YELLOW (GE151080-7)

MTB HANDLE BAR

- MATERIAL: ALLOY
- WIDTH: 700 MM
- CLAMP DIAMETER: 31,8 MM
- AVAILABLE COLORS (STICKER):
 - RED (GE130750-2)
 - BLUE (GE130750-4)
 - GREEN (GE130750-5)
 - YELLOW (GE130750-7)



TOOLS

GE030015



BICYCLE TOOL PRO

UNIQUE GEPIDA DESIGN
STAINLESS STEEL CR-V MATERIAL
15 FUNCTION BICYCLE TOOL
HEX: 2/2,5/3/4/5/6/8
FLAT AND PH2 HEAD
TORX T25
TIRE LEVER
CHAIN TOOL
SPOKE WRENCH
BOTTLE OPENER

GE030008



BICYCLE TOOL BASIC

UNIQUE GEPIDA DESIGN
STAINLESS STEEL CR-V MATERIAL
8 FUNCTION BICYCLE TOOL
HEX: 2/2,5/3/4/5/6
PH2 HEAD
TORX T25



PATCH KIT

- CONTAINS: SIX FLEXIBLE PATCHES, SAND PAPER, GLUE, 2 PCS TIRE LEVER
- GE030003



TIRE LEVER SET BASIC

- DURABLE PLASTIC TIRE LEVER
- SET OF THREE PIECES
- AVAILABLE IN BLACK (GE030002)



TIRE LEVER SET PRO

- METAL ENFORCED PLASTIC TIRE LEVER
- DURABLE PLASTIC COVER PREVENT THE DAMAGE OF TIRE
- SET OF THREE PIECES
- AVAILABLE IN BLACK (GE030001)

SADDLES



GEPIDA SPORT SADDLE (MEN AND WOMEN)

- SPORTY SADDLE WHICH COMFORTABLE FOR SHORT AND LONG DISTANCE TRIPS
- COLOURED RAILS AND INSERTS
- AVAILABLE IN: BLACK, RED, BLUE, GREEN AND BRONZE, FOR MEN AND WOMEN
- ANATOMIC DESIGN
- "ARCTECH" SYSTEM OF CONNECTING THE RAILS TO THE SHELL THAT ALLOWS SOME OVER ALL FLEXIBILITY TO AID IN GENERAL COMFORT, AND PROVIDES SUPERIOR RACING SUPPORT.
- „STARCUIT“ PROVIDE STABLE PLATFORM FOR PEDALING EFFICIENCY AND AVOIDS STRENGTH TO BE ABSORBED WHEN RIDING.
- VMOUNT* ENABLES CYCLISTS TO EASILY ATTACH ACCESSORIES SUCH A BAGS AT THE REAR OF THE SADDLE
- WEIGHT (MEN/WOMEN): 336/330 G
- SIZE (MEN/WOMEN): 276 X 157 MM / 274 X 163 MM

GEPIDA COMFORT SADDLE (MEN AND WOMEN)

- COMFORT SADDLE FOR CITY AND TREKKING
- COLOURED RAILS AND INSERTS
- AVAILABLE IN: BLACK, RED, BLUE, GREEN AND BRONZE, FOR MEN AND WOMEN
- ANATOMIC DESIGN
- "ARCTECH" SYSTEM OF CONNECTING THE RAILS TO THE SHELL THAT ALLOWS SOME OVER ALL FLEXIBILITY TO AID IN GENERAL COMFORT, AND PROVIDES SUPERIOR RACING SUPPORT.
- „STARCUIT“ PROVIDE STABLE PLATFORM FOR PEDALING EFFICIENCY AND AVOIDS STRENGTH TO BE ABSORBED WHEN RIDING.
- VMOUNT* ENABLES CYCLISTS TO EASILY ATTACH ACCESSORIES SUCH A BAGS AT THE REAR OF THE SADDLE
- WEIGHT (MEN/WOMEN): 482/433 G
- SIZE (MEN/WOMEN): 262X198 MM / 278 X 198 MM



LOCKS

GEPIDA U LOCK

- UV STABLE, RESISTANT FINISH
- SILICONE HOUSING PROVIDES GREAT SCRATCH PROTECTION
- PATENTED ULTRA B CYLINDER WITH EXTRA SECURITY
- TWO KEYS ARE SUPPLIED WITH THE LOCK
- DIAMETER: 14 MM
- SIZE: 186 X 260 MM
- COLORS:
BLACK (GE030503-02)
ORANGE (GE030503-06)
BLUE (GE030503-07)
PURPLE GE030503-08)



GEPIDA LOCK-CHAIN COMBINATION

- CLASSIC SQUARE CHAIN LOCK
- WITH FABRIC SLEEVE TO PREVENT DAMAGES
- CORROSION-RESISTANT LOCK AND CYLINDER
- TWO KEYS ARE SUPPLIED WITH THE LOCK
- SIZE: 8 * 8 * 900 MM
- AVAILABLE IN BLACK (GE030505-02)



GEPIDA FOLDING LOCK

- FLEXIBLY IN COMPACT DESIGN
- BRACKET INCLUDED
- PATENTED ULTRA B CYLINDER PROVIDES EXTRA SECURITY
- TWO KEYS ARE SUPPLIED WITH THE LOCK
- CORROSION PROTECTED
- LENGTH: 840 MM
- AVAILABLE IN BLACK (GE030504-02)



GPD LINE

When designing Gepida Original Accessories our main goal was to create coherent products to our bicycles. The target market were and are still Gepida users. We hope that we could complete the expectations and offer proper products for our customers. At the same time we drew up how we could complete those customers' expectations who want simpler looking products or do not have their own Gepida bicycles yet.

With the GPD line we would like to offer a suitable alternative for them and provide quality products at a reasonable price.



GPD BAGS



GPD030605-02

GPD DOUBLE PANNIER BAG

- MEDIUM SIZED TOURING BAG
- FOR 2-3 DAYS TOUR
- WATER RESIST DURABLE POLYESTER MATERIAL
- REFLECTIVE INSERTS FOR SAFETY
- SIZE: 305 X 105 X 335 MM, 10,7 L
- TOTAL CAPACITY: 21,4 L



GPD030606-02

GPD TRIPLE PANNIER BAG

- FIXED TOP PART WITH MESH
- MEDIUM SIZED TOURING BAG
- FOR 4-5 DAYS TOUR
- WATER RESIST DURABLE POLYESTER MATERIAL
- REFLECTIVE INSERTS FOR SAFETY
- TOP POCKET SIZE: 310 X 100 X 400 MM, 12,4 L
- SIDE POCKET SIZE: 305 X 105 X 335 MM, 10,7 L
- TOTAL CAPACITY: 35,5 L



GPD030006

GPD BASIC BICYCLE TOOL

- STAINLESS STEEL CR-V MATERIAL
- 6 FUNCTION BICYCLE TOOL
- HEX: 4/5/6
- FLAT AND PHILIPS HEAD
- TORX T25



GPD030011

GPD PRO BICYCLE TOOL

- STAINLESS STEEL CR-V MATERIAL
- 11 FUNCTION BICYCLE TOOL
- HEX: 2/2,5/3/4/5/6/8
- FLAT AND PHILIPS HEAD
- TORX T25
- CHAIN TOOL

GPD LOCKS & BOTTLE CAGES



GPD SPIRAL CABLE LOCK

- CORROSION PROOF
- MADE FROM 10 MM THICK STEEL CABLE
- TOUGH VINYL CABLE COVER IN 6 DIFFERENT COLOUR
- SIZE: 1000 MM
- WITH 2 KEYS
- AVAILABLE IN WHITE (GPD030502-01), BLACK (GPD030502-02), BLUE (GPD030502-07), PURPLE (GPD030502-08), GREEN (GPD030502-05), YELLOW (GPD030502-09)



GPD030401-03

GPD030401-02

GPD ALUMINIUM BOTTLE CAGE

- SIMPLE DESIGN
- MADE FROM 6 MM THICK ALUMINIUM
- AVAILABLE IN BLACK AND SILVER
- BOLTS INCLUDED
- WEIGHT: 65 G



GPD030503-02

GPD COMBINATION SPIRAL CABLE LOCK

- CORROSION PROOF
- MADE FROM 12 MM THICK STEEL CABLE
- TOUGH VINYL CABLE COVER IN BLACK COLOUR
- SIZE: 1800 MM
- 4 DIGIT COMBINATION
- AVAILABLE IN BLACK



GPD030400-01



GPD030400-02

GPD PLASTIC BOTTLE CAGE

- EASY TO USE DESIGN
- AVAILABLE IN WHITE AND BLACK
- BOLTS INCLUDED
- WEIGHT: 33 G

GPD PUMPS

GPD030100-03



GPD ALUMINIUM FLOOR PUMP WITH GAUGE

- ALUMINIUM BARREL
- UP TO 160 PSI / 12 BAR
- BIG SIZED PRESSURE GAUGE
- HIGH PRESSURE DURABLE RUBBER HOSE
- REVERSIBLE PRESTA & SCHRADER
- BIG STABLE PLASTIC BASE

GPD030103-02




GPD PLASTIC TELESCOPE MINIPUMP

- THUMB LOCK LEVER
- REVERSIBLE PRESTA AND SCHRADER
- TELESCOPE
- REINFORCED PLASTIC BARREL
- UP TO 80 PSI / 6 BAR

GPD PLASTIC FLOOR PUMP WITH GAUGE

- DURABLE PLASTIC BARREL
- UP TO 120 PSI / 8 BAR
- TOP MOUNTED BIG SIZED GAUGE FOR EASIER READING
- HIGH PRESSURE DURABLE RUBBER HOSE
- REVERSIBLE PRESTA & SCHRADER
- BIG STABLE PLASTIC BASE

GPD030101-02





LIFELONG WARRANTY ON GEPIDA FRAMES

In the framework of lifetime warranty, Gepida undertakes to repair or replace the faulty or damaged frames of bikes in a short time by our team or directly through the distributor. Both the expertise of our engineers and high technology of professional manufacturing can assure life-time warranty on the frames of our bicycles. This is why we pay more attention to long term durability and simplicity of use.

To activate the warranty process, remember to register at our website at the bike registration section. The warranty is validated automatically along with the ownership. It is essential for us to see you ride our reliable bikes with satisfaction and joy without any problems for many years to come.



GEPIDA PARTNER MEETINGS

We held our event for our importer partners in Budapest in March 2015, where we first introduced our 2016 bicycle range and visited the Gepida factory. Among other things, we revealed the new directions of development and some of the product prototypes that we have been working on in the recent past.







YOUR GEPIDA DEALER

OLYMPIA BICYCLE LTD.

📍 H-1164 Budapest, Ostorhegy str. 4.
☎ +36 1 400 6065
☎ +36 1 402 0084



info@gepida.com
www.gepida.com
facebook.com/gepida